

## Shoppers get an edge with MV's TheFind

By Angela Hey

It is good to see Mountain View's TheFind.com making 12th place in Inc. magazine's Inc. 5000 list of the fastest growing companies. TheFind's website is really useful in searching for items when you know what you want to buy. You can use it to buy online, at places like Amazon.com, or at a retail store, like Best Buy.



HEY TECH!

TheFind also helps you look for green products, very useful for me as I'm biking 320 miles from Eureka to San Francisco on the Climate Ride. I have been looking for ways to charge my iPhone as I pedal. An iPhone cannot last all day if you use it as phone, Web browser, camera, route tracker and bike computer. Whereas it could replace my cyclometer, it's an expensive option. A dynamo is probably the best way to get power when biking, but I'm not about to reconfigure my bike. So I looked for "solar powered cell phone charger" on TheFind.com. Unfortunately leading companies like Novothink haven't quite released their iPhone 4 model yet, but TheFind.com does show some options.

Beware! If you intend to buy online check out the vendor, its return policies and its reputation. TheFind makes it easy to find store information, by encouraging merchants to sign up for its UpFront program. It creates an online "shop window" that shows shipping and payment information, certifications, like Verisign Verified for secure transactions, and social networking buttons.

You can use TheFind.com from a computer, or using one of two iPhone applications. TheFind — BeatThisPrice tells you where you can get the best price for an item when you are out shopping. TheFind — Shop Nearby shows you nearby stores where you can search for items.

A great feature of TheFind is

► See **HEY TECH**, page 26



VERONICA WEBER

Aweditorium marries album art, artist information and videos with music.

## The touch and feel of music

LOCALLY-PRODUCED IPAD APPLICATION PLAYS TO MUSIC FANS

By Nick Veronin

The Internet is host to a massive musical diaspora. When searching for the songs, articles, artwork, photos and videos produced by and about a single performer or band, one must traverse multiple sites — MySpace, blogs, Facebook and YouTube, to name a few — each page only giving the music fan a fraction of the whole.

"These assets aren't meant to compete with each other," Aweditorium creator James Miao says of all the media musicians produce to augment their tunes. "They are meant to be complementary."

Aweditorium, an iPad application, which Miao and a few friends built in an office on Castro Street, is aimed at pulling all of these disparate elements into one cohesive, tactile and aesthetically pleasing experience.

Miao, a University of Southern California dropout, moved to the Peninsula from his hometown of Los Angeles three years ago. He settled first in Palo Alto but has lived in Mountain View for the past year. He says he came to this area for the same reason many come: to be a part of the tech culture, which defines Silicon Valley.

"I grew up in awe of guys like Marc Andreessen," co-creator of Netscape, Miao says. He wanted to be among the "young guys changing the world." Aweditorium, along with his last project, thesixtyone.com, were both efforts at merging his love for tech and music in a manner that would breathe new life into an industry that he believes has lost its way.

The 25-year-old Miao criticizes the current state of digital music consumption as cold and artless. He wistfully recalls the good old days — in his case, the mid-'80s on through the '90s

— when adventure video games, like The Legend of Zelda or Super Mario Bros., and even fighting games like Mortal Kombat, came with lush booklets replete with, character histories, maps of imaginary worlds and a stage-setting back story.

Now, he says, most games contain a solitary glossy card with controller configurations and legal information. And that's if you buy a physical copy of the game, instead of downloading it from some online marketplace.

Music, in Miao's opinion, has taken a similar trajectory: "A lot of that warmth and feel you got out of the product is now gone with MP3s and CDs."

He feels that the small inserts of CDs don't do justice to most album artwork, and notes that the visual packages that are sometimes attached to MP3s are usually viewed on tiny screens. Aweditorium aims to tackle this issue as well. The iPad screen is almost as large as the surface of an LP sleeve — a sufficient size for viewing album art.

Launching the application drops the user into a sea of thumbnail images of artists and album covers. Swiping a finger in any direction over the display sends the tiny photographs sailing off screen, giving way to ever more pictures. Tap one and it expands to fill the screen, a song begins playing and lyrics appear in the bottom of the frame in sync with the singer. Tap the screen once more and multicolored text bubbles, filled with artist factoids, begin popping up intermittently. In the bottom right hand corner there is a play and pause button, along with icons which link users to share the music with friends, watch artist videos or return to the thumbnail view.

Aweditorium is optimized for music discov-

► See **AWEDITORUM**, page 26

## Quilters comfort kids in need

By Jennifer Pence

There's nothing like a security blanket or quilt to comfort a child in need. Quilts for Kids, an informal group of 8 local women, three of them from Mountain View, aims to make sure that some of the neediest kids have security quilts.

Quilts for Kids was started over twenty years ago by Diana Leone, a nationally-renowned quilter who owned The Quilting Bee in Los Altos. The group now produces approximately 600 quilts per year and passes them to local charities for distribution. Currently, children ages 4 to 12 who arrive at the San Jose Family Shelter or who require a long stay at Lucille Packard Children's Hospital are able to choose one of these quilts to keep.

"Often these kids show up at the shelter with nothing more than the clothes on their backs and a teddy bear. A quilt provides a cover and comfort," explains Mountain View resident Angi Peck, a Quilts for Kids member.

The quilters have worked with other non-profits in the past and are currently looking for one additional nonprofit to partner with.

"We want a group with a contact person who believes in us and who thinks it's worth the effort to come pick up the quilts and coordinate the distribution," says Peck.

Peck makes 12 quilts per month for the group.

"I love quilting, and this way I can work at something I love and know that at the end of the week I will give my work away to someone who really needs it."

Peck, who has two sons and a daughter, as well as three grandson, specializes in making quilts for boys such as ones with race cars, fire trucks, denim, and animals. For inspiration,



GIVING WELL

► See **GIVING WELL**, page 26

## HEY-TECH

► Continued from page 25

that it allows you to choose your favorite store. If you hate shopping at Nordstrom and love Walmart, or vice versa, you can state your preferred store. I found this feature a little slow. I clicked on several stores, but it reloads the page after each one, so not all my options were chosen. You can also choose your favorite brands. If you've ever spent time online hopping from one site to another to find a good product review, TheFind puts multiple reviews about a product

on one screen.

TheFind.com also allows you to look for goods by color. I looked for a turquoise cardigan and it brought up many choices, all turquoise, except one from Ralph Lauren, which was pink. No doubt, Ralph Lauren also sells it in turquoise. I also looked for shoes and was a little surprised to find Radio Shack came up. However, Radio Shack does sell Style Savvy for the Nintendo DS, a game with over 10,000 fashions, including shoes. So like other search engines, its searching isn't perfect, but it's faster than using a general purpose search engine. For fashions you might want to try Glimpse.com, TheFind's site that focuses on fashions. If you want to be really fashionable try TheFindBuzz.com. It shows the latest spring 2011 fashions, as well as those for fall 2010. It lets you check out what celebrities are wearing and what the latest brands are offering.

Inc. claims that TheFind's revenue grew from just over \$150,000 in 2006 to over \$15 million in 2009. It searches over 500,000 stores with over 17 million unique monthly shoppers, making it the world's biggest online shopping mall. ■

Angela Hey can be contacted at [amhey@techviser.com](mailto:amhey@techviser.com) and followed on Twitter at [amhey](#).

## AWEDITORIUM

► Continued from page 25

ery. Sifting through the app's approximately 300 artists is a multi-sensory adventure, where touch, sight and hearing coalesce around musicians and their art. It encourages listener involvement; in this way, in its tendency toward indie rock acts and in its ability to display large renderings of musician art, it harkens back to a medium that today is only found among the collections of true music fanatics: vinyl.

"Vinyl is something you can feel warm about," says Miao, who is convinced that the large black discs produce the highest quality sound of all music media.

But Miao's app is not vinyl's digital cousin. For starters, each artist

is only given one track — unless there is an accompanying music video — and only one image. There is no parallel of the lavish gatefold illustrations, a la Jimi Hendrix's "Axis: Bold as Love" LP.

And like MP3 players, Aweditorium can exacerbate a short musical attention span, as it allows users to flip from artist to artist faster than anyone could ever dream of flipping over a record and replacing the needle to the groove of side B.

Then again, Miao never set out to duplicate the feel of vinyl, even if he did take some cues from the older medium. "We're not trying to recreate what has already been done. We are trying to re-imagine it," he says. "Giving people a different music experience through the iPad — that was our goal."

Aweditorium is free and available for download through the Apple App Store. ■

## GIVING WELL

► Continued from page 25

she downloads patterns from the Internet. In the interest of durability and time efficiency, the quilts are sewn on a machine and are made in modern patterns since traditional patterns are too labor-intensive.

Peck has an entire room of her house devoted to quilting, including her "stash" of fabrics of almost every imaginable type

and color. Some of these fabrics Peck buys with her own money at remnant sales, and others are donated by friends and community members. The group also sells their quilts once per year at the holiday bazaar at the Mountain View Senior Center to raise money for batting to stuff in the quilts.

The women in the group — Irene Ogawa, Peck, and Margaret Peterson of Mountain View, Carolyn Gullede, Barbara Johnson, Sue Moyer, Arsella Raman, and Susan Surfleet —

quilt on their own time during the week and then meet at the senior center each Friday at 1 pm for a couple of hours. Peck generally uses this time to put the finishing touches on her quilts for the week, including hand-tying them and affixing the tag that says: "Made with Love by Quilts for Kids at the Senior Center in Mountain View, CA."

Because of this tag, shelters can note when children show up with quilts made by the group, including one that a girl had

been carrying around for over ten years when she arrived with it at the Bill Wilson Center.

Your old clothes can find a second life by becoming part of these quilts. You can drop off your washable cotton fabrics (including blue jeans) at the desk at the senior center. If you have some quilting experience and are interested in joining the

group or are part of a non-profit that is interested in receiving quilts, call Margaret Peterson at 650-968-1266. ■

Mountain View resident Jennifer Pence is founder of the Windmill Giving Circle and founder and owner of Academic Springboard, a tutoring group. E-mail Jennifer at [japence@hotmail.com](mailto:japence@hotmail.com).

# "Products You Know from People You Trust"

**Comprehensive selection of building materials and related hardware for builders and homeowners with Friendly knowledgeable staff — Come to us first!**

Two large window and patio door showrooms featuring expertise in Marvin - Andersen - Milgard - Velux - Atlantic Premium Shutters



**Happy Holidays from all of us!**



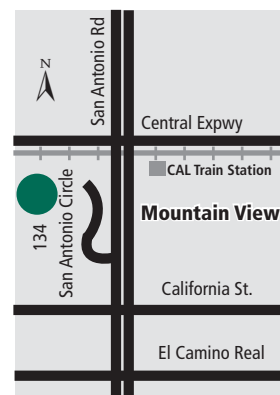
**Bruce Bauer Lumber & Supply**

Family owned since 1938

134 San Antonio Circle, Mountain View, CA 94040

(650) 948-1089 • [www.brucebauer.com](http://www.brucebauer.com)

Mon-Fri 7:30am-5:00pm • Sat 8:00am-4:30pm • Closed Sun



# Our annual checkup is in.

800-216-5556 [www.elcaminohospital.org](http://www.elcaminohospital.org)

Each year, the **El Camino Hospital District**, with the publication of its Independent Auditor's Report, demonstrates its commitment to transparency in all of its operations and accountability to the public it serves. The following pages contain a comprehensive report on the District's financial health, including balance sheets, financial statements of revenues, expenses, and changes in net assets, as well as a full discussion of the fiscal year's financial decisions and activities. The report also contains comparative financial information from fiscal years 2009 and 2008. The information will provide readers with a clear-eyed perspective on the fiscal choices and challenges faced by all healthcare organizations, and in particular, this local community resource. [Readers may also download a copy of the Independent Auditor's Report at www.elcaminohospital.org/2010audit.](http://www.elcaminohospital.org/2010audit)

## EL CAMINO HOSPITAL DISTRICT

The El Camino Hospital District is governed by a five-member, publicly elected Board of Directors.

Wesley F. Alles, PhD, chairperson

Patricia Einarson, MD

Uwe R. Kladde

David Reeder

John L. Zoglin

The board members also comprise a majority of the members of the El Camino Hospital Board, which governs El Camino Hospital operations. Meetings of both the District Board and the Hospital Board are open to the public. A calendar of meeting dates and times is posted at [www.elcaminohospital.org/board](http://www.elcaminohospital.org/board).



## Planning for a healthy future



Ken Graham, CEO

Our most recent fiscal year (July 1, 2009 to June 30, 2010) — the results of which you will see in this report — and this past calendar year have been among the most exciting and challenging in El Camino Hospital's history. We opened a modern, technologically advanced and seismically safe hospital, on time and under budget, and celebrated our first year of operations in the beautiful new building on November 15. And on July 12 we celebrated another first-year anniversary: the opening of El Camino Hospital Los Gatos, which we had acquired in the spring of 2009 and opened just 90 days after it had been closed by the previous owner.

The quality and safety of our patient care across both campuses was attested to by a successful Joint Commission survey — the first in our new building, and the first since El Camino Hospital Los Gatos joined our hospital family. We are also pleased the American Nurses Credentialing Center designated El Camino Hospital as a Magnet hospital for the second time in a row, recognizing the professionalism of our nurses and the superlative care they give to our patients.

Our high-caliber medical staff and nurses, along with other skilled caregivers continued to provide the community with vital health services through our Heart & Vascular Institute, Cancer Center, and Women's Hospital. Other new services this year include:

- The Center for Advanced Radiotherapy and CyberKnife® Radiosurgery
- Expansion of our Interventional Pulmonology program, including bronchial thermoplasty for patients with severe asthma
- Advanced screening and diagnostic breast imaging at both campuses
- Placement of ECG transmission and heart attack alert system in ambulances serving El Camino Hospital

- Chinese Health Initiative, a pioneering program targeted to the health needs and cultural sensitivities of this population
- A unique new Men's Health Clinic in Los Gatos
- A new 30-bed inpatient rehabilitation center in Los Gatos — one of only three in Santa Clara County

### Meeting financial challenges

Midway through the 2009–2010 fiscal year, the organization faced some serious financial challenges due mainly to the economic downturn that has affected all elements of our society. Reimbursement rates had fallen, and people who lost jobs and healthcare benefits were not seeking services at the same rate as in past years. The result: a 6 percent drop in patient volume across all areas during the past fiscal year.

With the need to change the course of our financial operations in the short term, and to prepare the hospital for healthcare reform and the changes it will bring, we initiated a hospital-wide performance improvement program: Accelerated Continuous Excellence, or ACE. Hospital teams identified more than 160 cost-saving areas, which will result in \$60 million of savings in FY 2010–2011. These changes will be sustained in the future, and will make us a more efficient and strong organization moving forward.

As we look forward to 2011 and the celebration of our 50th year in the community, we feel confident that the efficiency and productivity initiatives we have undertaken over this past year will ensure that today's quality care will continue into the future.

## SERVING THE COMMUNITY'S HEALTHCARE NEEDS\*

### Mountain View campus

Inpatient admissions .....	20,125
Patients treated in the ER .....	42,322
Inpatient/outpatient surgeries** .....	10,804
(includes El Camino Surgery Center)	
Deliveries .....	4,098

### Los Gatos campus

Inpatient admissions .....	2,761
Patients treated in the ER .....	10,463
Inpatient/outpatient surgeries.....	1,924
Deliveries .....	459

\*Data from July 1, 2009 to July 30, 2010.

\*\*Includes El Camino Surgery Center.

# EL CAMINO HOSPITAL DISTRICT – Independent Auditor’s Report and Consolidated Financial Statements With Supplemental Information — June 30, 2010 and 2009

## Management Discussion and Analysis for the Years ended June 30, 2010, 2009 and 2008

El Camino Hospital District is comprised of six (6) entities: El Camino Hospital District (the “District”), El Camino Hospital (the “Hospital”), El Camino Hospital Foundation (the “Foundation”), CONCERN: Employee Assistance Program (“CONCERN”), El Camino Surgery Center (“ECSC”), and Silicon Valley Medical Development, LLC (“SVMD”).

ECSC was a 50/50% partnership between the Hospital and a group of physicians, then became wholly owned by the Hospital in September 2005, subsequently in February 2007 the Hospital Board approved sale of no more than 49% of the total ownership interests in ECSC to qualified physicians at prices equal to fair market value. Two offerings have been done, one in fiscal year 2008 and the second in the spring of fiscal year 2009 that completed the sale of physician ownership to the maximum of 49%.

SVMD was formed in September 2008 as a Limited Liability Corporation (“LLC”) a wholly owned subsidiary of the Hospital focused on the expansion of the clinical enterprise outside of the Hospital through various business ventures and physician alignment initiatives that improve access for the Hospital’s current patients and new, underserved members of the community, extend healthcare into people’s home through the applications of electronic connectivity and assist independent physicians in clinical integration with the Hospital, among other initiatives. It was initially funded by the Hospital in 2009 by \$1.3 million in cash.

El Camino Hospital acquired the real estate and certain other assets of the 143 bed Community Hospital of Los Gatos (“CHLG”) from one or more affiliates of HCP, Inc. This purchase occurred on April 11, 2009 with the Hospital paying \$53.7 million in cash for the land, buildings, and equipment. Tenet ceased operations of CHLG on April 11<sup>th</sup> and subsequently terminated all of its employees at this site. El Camino Hospital set upon a plan to reactivate the Los Gatos hospital within 90 days, by rehiring a significant number of the former employees, making facilities enhancements, replacing certain medical equipment, and extending numerous clinical software applications at the Mountain View site to the Los Gatos site. The Los Gatos “sister hospital” reopened within 90 days on July 12, 2009 and is now known as “El Camino Hospital Los Gatos.” The Los Gatos facility operates under the tax identification number, state healthcare license number, and various provider numbers of El Camino Hospital.

### Overview of the Consolidated Financial Statements

This annual report consists of the consolidated financial statements and notes to those statements. These statements are organized to present the District as a financial whole, an entire operating entity. These statements then proceed to provide an increasingly detailed look at specific financial activities.

The balance sheets, the statements of revenues, expenses, and changes in net assets, and statements of cash flows provide an indication of the District’s financial health. The balance sheets include all the District’s assets and liabilities, using the accrual basis of accounting. The statements of revenues, expenses, and changes in net assets report all of the revenues and expenses during the time periods indicated. The statements of cash flows report the cash provided by the operating activities, as well as other cash sources such as investment income and cash payments for capital additions and improvements.

### Consolidated Financial Highlights

#### Year Ended June 30, 2010

- The increase in net assets for 2010 was \$36.7 million over fiscal year 2009. Net operating income contributed \$3.8 million to the increase, with non-operating incomes contributing \$32.9 million, primarily in significant unrealized gains on the investments recorded at year end and property tax revenues received during the fiscal year.
- The first year of the “start-up” operations at the Los Gatos campus produced an operating contribution above their direct costs of \$1.7 million in 2010. Currently, indirect costs are not allocated between the campuses.
- The decrease in operating income between 2009 and 2010 was \$43.7 million, of which \$24 million of the reduction was budgeted due to increased costs of the new facilities, and the remainder was due to unanticipated lower volume and a price decrease.
- Total assets decreased \$13.8 million over fiscal year 2009. Total surplus cash and investments decreased by \$68.9 million over fiscal year 2009, which is principally by the expenditures in the completion of construction of the new Hospital Replacement Project and reduction of current liabilities from the prior year, as discussed below.
- Current liabilities decreased by \$32.4 million over fiscal year 2009. Primarily this decrease was due to a significant decrease in the general contractor year end payment due at June 2009 and construction retentions over the previous year, as only a minimum retention was outstanding at June 30, 2010 in regards to the Hospital Replacement Project. There was a decrease in third party payer reserves as significant settlement occurred at year end with a settlement paid to the Hospital in the amount of \$9.2 million in cash and a corresponding pending liability due the payer for \$6.0 million was settled as not due the payer and reversed, thus bringing both into current year income. Another significant decrease was in the actuarially determined reserves for workers’ compensation due to the work injury programs instituted by Employee Health Services over the past years that has reduced occurrences and the cost of those claims, resulting in a \$6.6 million decrease in workers’ compensation expense in the current year.

#### Year Ended June 30, 2009

- Total assets increased \$150.2 million over fiscal year 2008. Total surplus cash and investments decreased by \$35.9 million over fiscal year 2008, which is principally comprised of increased operating cash flows and nonoperating income and expenses less the purchase of land, buildings and equipment at the Los Gatos Site and construction costs for the completion of the Hospital Replacement Project.
- Current liabilities increased by \$23.9 million over the prior fiscal year 2008. Primarily this increase was in the areas of accrued payroll and accrued Paid Time Off (“PTO”), 403B employer match, and actuarially determined workers’ compensation reserves. Other significant increases include liabilities for construction contractor payments and associated retentions and reserves for third-party settlements.
- The increase in net assets for 2009 was \$55.9 million over fiscal year 2008. Net operating income contributed \$47.5 million of this increase, with non-operating incomes, net of unrealized gains on investments, and including property tax revenues contributed \$8.4 million.

### Summary of Assets, Liabilities and Net Assets As of June 30, 2010, 2009 and 2008

(In Thousands)

	2010	2009	2008
<b>Assets:</b>			
Current assets	\$ 230,411	\$ 296,348	\$ 274,681
Board designated & restricted funds, net of current portion	148,933	180,586	221,583
Funds held by trustee, net of current portion	11,484	21,060	71,264
Capital assets, net	726,655	652,694	424,404
Other assets	80,644	61,194	69,735
<b>Total assets</b>	<b>\$ 1,198,127</b>	<b>\$ 1,211,882</b>	<b>\$ 1,061,667</b>
<b>Liabilities:</b>			
Current liabilities	\$ 84,410	\$ 116,827	\$ 92,891
Bonds payable, net of current portion	335,337	340,020	294,011
Other long-term liabilities	56,302	69,628	45,260
<b>Total liabilities</b>	<b>\$ 476,049</b>	<b>\$ 526,475</b>	<b>\$ 432,162</b>
<b>Net assets:</b>			
Unrestricted & invested in capital assets, net	\$ 716,776	\$ 677,241	\$ 548,195
Retained earnings reserved for minority interest	2,185	1,542	932
Restricted	3,117	6,624	80,378
<b>Total net assets</b>	<b>\$ 722,078</b>	<b>\$ 685,407</b>	<b>\$ 629,505</b>

Total liabilities and net assets	\$ 1,198,127	\$ 1,211,882	\$ 1,061,667
Operating cash equivalents & short-term investments	\$ 136,435	\$ 205,315	\$ 189,404
Board designated & restricted funds	148,882	191,211	231,000
<b>Total available cash &amp; investments</b>	<b>\$ 285,317</b>	<b>\$ 396,526</b>	<b>\$ 420,404</b>

The combined District maintains sufficient cash balances to pay all short-term liabilities. Excess cash is transferred to the District’s trustee (Bank of New York) as surplus cash and is subsequently invested, according to investment policy guidelines, by one of the District’s current money manager Barrow, Hanley, Mewhinney & Strauss, Inc.

### Capital Assets

In 1994, the California legislature enacted Senate Bill 1953, which requires that California hospitals evaluate and upgrade acute care facilities by 2008 in order to meet the requirements of the Hospital Seismic Safety Act. As amended by subsequent legislation, the statute allows hospitals to apply for extensions beyond the 2008 deadline under certain circumstances. During 2007 the Hospital received its requested extension to January 2013 to ensure compliance with the Seismic Safety Act.

The Hospital developed a Facilities Master Plan (the “Plan”), which determined the location of the replacement building to be constructed over the next several years. On April 5, 2006, the Hospital Board of Directors approved Resolution 2006-5 approving a “Hospital Replacement Project” in the amount of \$480,000,000 for five (5) construction phases and the related furniture, fixtures, and equipment, soft costs and contingencies that are required to successfully complete the Hospital Replacement Project (including all previously approved expenditures for the Hospital Replacement Project). On June 8, 2006, the ground breaking occurred signaling the start of the new Hospital Replacement Project. The North Addition that is connected to the original building, constructed in 1973, requires substantial interior renovations, but will continue to be utilized as part of the Plan. The Orchard and Willow Pavilions are compliant with State of California seismic requirements and will remain in service.

The District’s plan to finance the Hospital Replacement Project includes using proceeds from a combination of: (1) General Obligation bonds, totaling \$148 million, that were issued by the County of Santa Clara as approved by the November 4, 2003 Measure D; (2) \$150 million in revenue bonds issued by the Hospital in 2007; (3) an additional \$50 million revenue bond issued in 2009, and (4) cash reserves.

During the prior 2009 fiscal year, it was decided that the ground floor and first floor of the old Main Tower would remain in operations, but the second through sixth floors would be taken entirely out of service and “moth-balled.” Thus the accelerated depreciation that was occurring on the entire old Main Tower to be completed by July 2010 was reset to allow the floors being kept operational to have an extended life to June 2013 and the floors being taken out of operations in November 2009, when the new hospital facility was set to open, were set to be fully depreciated by November 2009.

In the month of October 2009 the new five story, 450,000 square feet, state-of-the-art hospital facility was substantially completed, passed all state safety and operational inspections and on November 15, 2009 was open to all patient activity. Patients that were in the old Main Tower were transferred into the new facility and the emergency department started to accept patients in their new location. The following day surgeries were scheduled and full operations were in place.

Thus in fiscal year 2010 capital assets increased to \$726.7 million from \$652.7 million in fiscal year 2009 for a \$74 million increase over the prior year. The net increase between land, construction-in-progress and fixed assets were \$98.8 million over 2009, which was primarily due the completion of the Hospital Replacement Project at Mountain View and additional new equipment and furnishings to complete the new hospital. In May 2010, the hospital opened a new building adjacent to the hospital that houses a CyberKnife. This is a stereotactic system that uses robotics in conjunction with image guidance technology to precisely deliver radiation to tumors, while minimizing the dose to surrounding healthy tissue and critical body structures. Within this new building, the newest in technology in Linear Accelerator radiation oncology systems was installed.

### Revenues and Expenses

The following table displays revenues and expenses for 2010, 2009 and 2008:

Revenues & Expenses Years ended June 30, 2010, 2009 and 2008			
(In Thousands)			
	2010	2009	2008
<b>Operating revenues:</b>			
Net patient service revenue	\$ 532,918	\$ 464,787	\$ 417,154
Other revenue	21,875	19,314	19,436
<b>Total operating revenues</b>	<b>\$ 554,793</b>	<b>\$ 484,101</b>	<b>\$ 436,590</b>
<b>Operating expenses:</b>			
Salaries, wages & benefits	\$ 306,570	\$ 250,868	\$ 215,957
Professional fees and purchased services	88,196	71,831	57,230
Supplies	83,583	63,438	56,785
Depreciation and amortization	42,799	29,330	29,343
Rent and utilities	13,616	11,121	10,443
Interest	6,449	244	298
Other	9,778	9,774	8,349
<b>Total operating expenses</b>	<b>\$ 550,991</b>	<b>\$ 436,606</b>	<b>\$ 378,405</b>
<b>Operating income</b>	<b>\$ 3,802</b>	<b>\$ 47,495</b>	<b>\$ 58,185</b>
<b>Nonoperating income (loss) items:</b>			
Investment income, net	25,861	8,961	16,318
Property tax revenues	15,608	15,900	14,792
Restricted gifts, grants & other	880	(38)	(92)
Unrealized losses on interest rate swaps	(1,005)	(8,258)	(5,050)
Other, net	(7,832)	(7,658)	(2,006)
Minority interest in subsidiary earnings	(643)	(500)	(1,000)
<b>Total nonoperating revenues and expenses</b>	<b>\$ 32,869</b>	<b>\$ 8,407</b>	<b>\$ 22,962</b>
<b>Increase in net assets</b>	<b>\$ 36,671</b>	<b>\$ 55,902</b>	<b>\$ 81,147</b>
<b>Total net assets, beginning of year</b>	<b>\$ 685,407</b>	<b>\$ 629,505</b>	<b>\$ 548,358</b>
<b>Total net assets, end of year</b>	<b>\$ 722,078</b>	<b>\$ 685,407</b>	<b>\$ 629,505</b>

### Fiscal Year 2010 Consolidated Financial Analysis

#### Patient Services Revenues

Gross revenues increased by 8.63% or \$166 million over fiscal year 2009. The Hospital opened the Los Gatos site and this contributed \$306 million additional gross revenue. The Hospital did not implement a price increase during the year. This Hospital experienced a 4.9% decrease in total patient days primarily in closure of the sub-acute and transition care unit. Overall outpatient volumes increased by 10.5% mainly due to the Los Gatos site.

# EL CAMINO HOSPITAL DISTRICT – Independent Auditor’s Report and Consolidated Financial Statements With Supplemental Information — June 30, 2010 and 2009

## Management Discussion and Analysis for the Years ended June 30, 2010, 2009 and 2008

### Inpatient Business Activity

Specialty	2010 Days	2009 Days	% Change
Medical/Surgical	56,893	50,458	12.8%
Maternity	11,342	11,005	3.1%
Pediatrics	138	151	-8.6%
NICU	4,531	4,820	-6.0%
Psychiatry	7,035	5,917	18.9%
Subacute	-	2,802	-100.0%
Normal newborn	10,734	10,323	4.0%
<b>Total</b>	<b>90,673</b>	<b>85,476</b>	<b>6.1%</b>

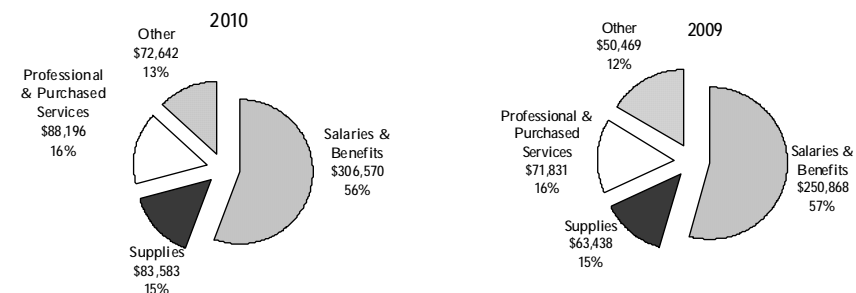
Specialty	2010 LOS	2009 LOS	% Change
Medical/Surgical	4.6	4.6	0.0%
Maternity	2.5	2.5	0.0%
Pediatrics	1.5	1.5	0.0%
NICU	8.9	10.4	-14.4%
Psychiatry	7.6	7.6	0.0%
Subacute	0.0	365	-100.0%
Normal newborn	2.6	2.6	0.0%
<b>Total</b>	<b>4.1</b>	<b>4.2</b>	<b>-2.4%</b>

The overall case mix index, which is an indicator of patient acuity, was 1.12 in fiscal year 2010 compared to 1.07 in fiscal year 2009.

### Deductions from Revenue

Contractual allowance adjustments, (expressed as a percentage of gross patient revenues) were 73% for 2010 compared to 74% for 2009. There was a slight decrease in contractual allowance adjustments largely due to revenue recoveries associated with contract underpayments from previous years and the considerable decrease in Net A/R days. In addition, contractual allowance adjustments were reduced in 2010 by favorable settlements of prior years' Medicare cost reports.

### Operating Expenses



### Los Gatos

As previously discussed in the opening paragraphs of this Management Discussion and Analysis, the Los Gatos campus of El Camino Hospital opened to patients on July 12, 2009. Prior to this time, from the acquisition date of April 11, 2009 through the end of fiscal year 2009, the facility was "fitting up" for the July 12<sup>th</sup> opening. There began the hiring of a significant number of employees, some of which were former employees of CHLG, stocking supplies, and acquiring new IT and medical equipment. Also an "Activation Consulting Team" was retained to assist management to make their achieved 90 day re-opening date of July 12, 2009. With full operations of the Los Gatos facility for almost the entire year, the total operations expense increased by \$74.5 million over the "fit-up" expense in fiscal year 2009 of \$5.4 million.

### Salaries & Wages

Salaries and wages (including benefits) in fiscal year 2010 were 56% of operating expenses compared to 57% in fiscal year 2009. Total salaries and wages increased by \$55.7 million in 2010 of which \$34 million was due to the first full year of operations at the Los Gatos campus. At the Hospitals, \$5.3 million was for salary increases over 2009 for registered nurses. At the Mountain View campus the work force increased by 90 FTE's (Full Time Equivalents) in fiscal year 2010 over 2009 contributing to increased salary and wage expense.

The Hospital continues its strategies for retention of the seasoned workforce. El Camino Hospital's nursing division was recertified in 2010 by the American Nurses Association Credentialing Center's prestigious Magnet Designation. El Camino Hospital has been one of only three hospitals in Northern California to hold this prestigious award and only 5% of the hospitals nationwide have this designation. This Magnet Designation has a very positive effect on recruitment and retention because of the high quality of nursing care this award represents. During 2010, the Hospital's nurse vacancy rate was 1.7% compared to 2.7% for hospitals in Northern California.

Professional Resources of Nurses ("PRN") completed the second year of its across-the-board increase of 5.25% enacted in late March 2009.

The Hospital's Stationary Engineers – Local 39, per their contract were provided a 5% increase on November 15, 2009.

Employees represented by the SEIU/United Healthcare Worked entered into their third year of a four year contract with a 3% increase effective July 12, 2009 and a second increase on January 10, 2010 of a 2% increase.

The non-contractual, non management employees received an across-the-board increase of 4% effective the beginning of the fiscal year.

Managers and Directors received a 4% increase on August 9, 2009. Certain senior management salaries were adjusted based on national benchmark data provided by an outside consultant, which was reviewed by the Compensation Committee of the Board, and subsequently approved by the full Board of Directors. These salary adjustments became effective on August 9, 2009.

Employees of the El Camino Surgery Center received an average of 5% increase on September 7, 2009.

### Employee Benefits

Overall, employee benefits increased by a modest net of \$4.0 million in 2010 compared to 2009 of which the full year of operations of the Los Gatos campus added an increase of \$6.7 million.

Significant increases outside of the addition of the Los Gatos campus and decreases are:

- Workers Compensation decreased a significant \$7.1 million over 2009. Most of the decrease, \$6.6 million, was due to the decrease in the actuarially determined reserves over 2009 driven by various programs implemented by Employee Health Services over the past few years to reduce the occurrences of employee injuries and a return-to-work program to have the employee return to work as quickly as medically possible. The other \$500 thousand was due to decrease workers compensation payments, all this while adding the Los Gatos employee base.
- As the financial performance of the Hospital did not match to the projected operational budget, no pay-for-performance was accrued in fiscal year for management and employees as in the prior year, thus a decrease of \$4.1 million over 2009.

- Employer 403B match increased \$4.3 million over fiscal year, partially due to the addition of Los Gatos, but also due to an enriched contribution match for employees with years of service greater than 15 years and 20 years, along with automatic enrollment for all new hires with a threshold of 2% of the employees' salary.

- Healthcare expense increased by approximately \$3.0 over 2009 driven by premium increases for coverage by the insurance carrier.

- The employer paid Social Security and Medicare taxes increased \$1.1 million over fiscal year 2009 due to an increased employee base at the Mountain View campus and the increased Social Security wage base that occurred in calendar year 2009.

### Supplies

Total supply costs increased by \$20.1 million, of which \$14.7 million was due to the Los Gatos site beginning operations in fiscal year 2010. Additional significant increases were for pharmaceuticals, chemotherapy drugs, and general surgery supplies.

### Professional and Purchased Services

Total professional fees and purchased services increased by \$16.4 million in 2010 over 2009. The year of operations at Los Gato campus contributed \$8.0 million to this increase.

During the second half of the 2010 fiscal year the operations of the Hospital started to have significant operational losses that began to deplete surplus cash reserves in order to support on-going salaries and wages and non-labor operational expenses. Management, with Board approval, retained a consulting firm that initiated the ACE (Accelerating Continuous Excellence) initiative. This is a process to accelerate, speed up, the process of being more efficient in all areas of the entire hospital organization in order to meet the challenges of the current economy that has caused a significant decrease in patient volume throughout the healthcare industry and to meet future of national healthcare reform. The primary goals of the Hospital's ACE program are to streamline the Hospital's structure to increase the focus and accountability on operations by cost-savings and revenue-generating initiatives. The monetary goal is saving the entire organization \$50 - \$70 million annually. Thus retaining the professional consulting firm to drive the ACE initiatives for the organization added \$3.9 million in 2010 over 2009.

Another area of increase over the prior 2009 year was for alterations and significant cosmetic improvements to other buildings or the Mountain View campus, in particular the Women's Health Hospital building and the Willow Pavilion, which houses a number of outpatient services. These improvements were not of a capital nature, thus expensed in the current year in the amount of \$1.6 million over fiscal year 2009.

The last area of significant increase was in the area of software maintenance costs, some of which was due to the timing of the yearly payments. The Hospital has a significant number of robust clinical software systems that incur annual software maintenance renewal fees. This fiscal year that increase was approximately \$2.0 million over prior year.

### Depreciation and Amortization

The expense for depreciation and amortization increased \$13.5 million in fiscal year 2010 over 2009. The opening of the Los Gatos campus contributed \$4.8 million in depreciation expense over fiscal year 2009. The Mountain View campus increased by \$8.7 million due to the \$480 million Hospital Replacement Project coming online, with its opening on November 15, 2009.

### Interest

Interest expense for fiscal year 2010 increased by \$6.2 million over 2009. This increase was all at the Mountain View campus as the debt interest on the 2007 and 2009A Bonds were directly expensed to operations after the Hospital Replacement Project opened to patient activities on November 15, 2009. Prior to the opening the qualifying interest was capitalized into the Project.

### Rent and Utilities

In 2010 rent and utilities expense category increased by \$2.5 million. The full year of operations at the Los Gatos campus contributed \$1.7 million to this increase.

The major significant increase outside the addition of Los Gatos campus was the electricity expense at the Mountain View campus. The newly constructed hospital started to come online a number of months prior to its opening in November, thus the Mountain View campus was running two hospitals; the new hospital with significant more square footage was beginning to be "fitted-up" months prior to the opening and the old main hospital that had all patient services in it was still in place during this timeframe. Even after opening of the new hospital, the old main hospital still utilizes its ground and first floors for certain operations, thus electric expense increase in fiscal year 2010 was \$1.2 million over 2009.

### Other Expenses

Other expenses in 2010 increased by an immaterial amount over fiscal year 2009.

### Change in Net Unrealized Gains & Losses on Investments

For fiscal year 2009, the Hospital had two money managers with different investment objectives for the Hospital's surplus cash investments. Total net unrealized gains/losses in stocks and bonds are reported in the District's consolidated financial statement; during this fiscal year, future changes in the market value may have different results.

#### Barrow, Hanley, Mewhinney & Strauss (BHMS)

Stock investments net unrealized loss decreased during fiscal 2010 as the stock market rallied. This resulted in a fiscal year positive change of (\$3,226,492) as the market value of assets increased. For comparison, the S&P 500 was up 12.1% on a price basis for the twelve months ended June 30, 2010.

Intermediate bond investments reflect a change from an unrealized loss to an unrealized gain resulting in year over year positive change of \$6,191,231. Short maturity bond investments reflect a decrease in the unrealized gain with some gain being realized from sales in the past year with a net result of a year over year negative change (\$228,426). The combined bond investments had a positive change of \$5,962,805. The bond investment change represents an increase in asset prices as a result of lower interest rates over the fiscal year. For example, the rate on the Treasury five year note was 2.56% at June 30, 2009 compared to 1.77% at June 30, 2010.

#### Wells Capital Management ("WCM")

Bond investments managed by WCM reflect an increase in the amount of unrealized gains during the period. The change from the prior year was a net gain of \$3.6 million. The bond investment change represents a 5.7% increase in market value as a result of lower interest rates and tighter credit spreads over the fiscal year. Intermediate U.S. Treasury yields declined 60 to 80 basis points during the period. In addition the average credit spread of the Barclay's Aggregate Index declined 50 basis points relative to Treasuries further increasing bond prices.

As of the end of the fiscal year, the cost of the Hospital's investments in the WCM Fund was \$57.9 million, including reinvestment of income, with the market value of \$63.2 million, which represents an unrealized gain of 8.2% of the market value.

### Economic Factors and Next Year's Budget

The Board approved the fiscal year 2011 budget at their September 2010 meeting. The fiscal year 2010-11 budget for El Camino Hospital District (all six entities) projects total expenditures of approximately \$659.3 million. This estimate includes all operating costs (\$628.9 million), non-operating expenses (\$12.1 million), and costs of capital (\$18.3 million). The projected net income is about \$14.3 million and represents a 2.4% net margin. Included in the net margin is the projected income from operations of \$0.5 million. Non-operating sources of revenue net of expenses are projected to be \$14.0 million, which represents about 98% of the District's total net income and predominately consists of District property tax receipts of \$9.0 million for maintenance and operations and investment income for all entities of \$16.2 million.

Fiscal Year 2011 will represent the first complete year of operations for the new Los Gatos site and in the new hospital for the Mountain View site. The most significant change in services for the upcoming fiscal year involves the opening of an Acute Rehab site in Los Gatos. Other patient volumes are expected to maintain at similar levels to Fiscal Year 2010 except in select areas of new services at the Los Gatos site.

# EL CAMINO HOSPITAL DISTRICT – Independent Auditor’s Report and Consolidated Financial Statements With Supplemental Information — June 30, 2010 and 2009

## Management Discussion and Analysis for the Years ended June 30, 2010, 2009 and 2008

For all operating revenue and expense areas, the organization has implemented the Accelerated Continuous Excellence (“ACE”) initiative. The initiative is looking at revenue enhancement, cost reduction and efficiency improvements through the following ad hoc work groups: Revenue Cycle, Pricing and Chargemaster, Labor, Non-Labor, Wages & Benefits, and Physician Services.

The operating revenue focus for fiscal year 2011 will be on maintaining AR days at 50 or less, implementation of a new revenue integrity department, development of a new clinical documentation process to support severity based payments and improvements in pre-service financial counseling. The increase in operating revenues is based predominately on an increase in prices for services where El Camino was below the strategic target market position.

Improvements in efficiency are expected due to the recently implemented ACE Labor initiative, which is based upon redesigning work flows and a wider organizational flexing of labor to volume fluctuations that are seasonal or economic in nature.

There is renewed focus on reducing supply costs, particularly medical and pharmaceutical supplies though the ACE Non-Labor initiative including new contract negotiations and introduction of a value analysis process to improve standardization. Depreciation expense will increase due to a full year in the new replacement hospital and \$18.3 million of anticipated capital requests in fiscal year 2011.

In fiscal year 2011 IT will be focused on implementing a Time and Attendance system organization wide and a Cardiovascular information system in Mountain View. We will implement Knowledge Based Medication Bar Coding and upgrade existing systems to make best efforts to meet the definitions of meaningful use. Additionally, we will continue stages of our ECH eConnect strategy using a portfolio of vendors such as eClinicalWorks and Medicity to support multi-stakeholder data exchanges.

### Fiscal Year 2009 Consolidated Financial Analysis

#### Patient Services Revenues

Gross revenues increased by 9.2% or \$157 million over fiscal year 2008. The Hospital implemented an overall average 3% price increase (estimated at \$32 million on gross revenue) on July 1, 2008, but this gross increase was notably offset by contractual adjustments from payors (see Deductions from Revenue section) This hospital experienced a 3.88% decrease in total patient days primarily due to the closure of the sub-acute and the transitional care units but the high acuity cases such as cardiac and orthopedic contributed in the overall \$76 million increase in gross revenue. Overall outpatient volumes increased by 5.6% mainly due to higher volumes in the psych partial hospital, short stay observation, clinical lab, blood bank, pathology, ultrasound, and CT scanner, which together contributed an additional \$49 million in gross charges.

#### Inpatient Business Activity

Specialty	2009 Days	2008 Days	% Change
Medical/Surgical	50,458	50,335	0.2%
Maternity	11,005	11,400	-3.5%
Pediatrics	151	211	-28.4%
NICU	4,820	4,419	9.1%
Psychiatry	5,917	6,134	-3.5%
Subacute	2,802	5,842	-52.0%
Normal newborn	10,323	10,586	-2.5%
<b>Total</b>	<b>85,476</b>	<b>88,927</b>	<b>-3.9%</b>


Specialty	2009 LOS	2008 LOS	% Change
Medical/Surgical	4.6	4.6	0.0%
Maternity	2.5	2.5	0.0%
Pediatrics	1.5	1.3	15.4%
NICU	10.4	9	15.6%
Psychiatry	7.6	8	-5.0%
Subacute	3.65	3.66	-0.3%
Normal newborn	2.6	2.6	0.0%
<b>Total</b>	<b>4.1</b>	<b>4.2</b>	<b>-2.4%</b>

The overall case mix index, which is an indicator of patient acuity, was 1.07 in fiscal year 2009 compared to 1.02 in fiscal year 2008.

#### Deductions from Revenue

Contractual allowance adjustments, (expressed as a percentage of gross patient revenues) were 74% for 2009 compared to 75% for 2008. There was a slight decrease in contractual allowance adjustments largely due to revenue recoveries associated with contract underpayments from previous years and the considerable decrease in Net A/R days. In addition, contractual allowance adjustments were reduced in 2009 by favorable settlements of prior years’ Medicare cost reports.

#### Operating Expenses



#### Los Gatos

With the Los Gatos facility acquisition and its subsequent reactivation that occurred on July 12, 2009, El Camino Hospital started fitting up the facility starting in April 2009, began hiring a significant number of employees some of which were former employees of CHLG, stocking supplies, and acquiring new IT equipment. Also an “Activation Consulting Team” was retained to assist management to make their achieved 90 day opening date of July 12. This added overall operating expenses of \$5.4 million as the fit up occurred in the last quarter of the fiscal year.

#### Salaries & Wages

Salaries and benefits in fiscal year 2009 were 54% of operating expenses compared to 53% in fiscal year 2008. Total salaries and benefits increased \$34.9 million in 2009 compared to 2008. At the Hospital, \$9.3 million of total increase was for registered nurse salaries.

The Hospital, like most others in the nation, continued to be faced with a shortage of nurses and other clinical professionals. In an on-going response to this shortage in this fiscal year, the Hospital continued strategies such as: a recruitment retention taskforce, an enhanced Refer-a-Friend program, and upgrades to revitalize the recruitment website were completed in May 2008. Since the El Camino Hospital nursing division received the American Nurses Association Credentialing Center’s prestigious Magnet Designation, El Camino Hospital has been one of only two hospitals in Northern California to hold this prestigious award and only 5% of hospitals nationwide have this designation. This magnet designation has had a very positive effect on nurse recruitment because of the high quality of nursing care this award represents. During 2009, the Hospital’s nurse vacancy rate was 2.0% compared to 5.8% for hospitals in Northern California.

This designation is important, as in January 2004 the State of California implemented new RN to patient ratios, which have increased the need for registered nurses and has made the recruitment and retention of RNs an ongoing challenge. During 2009, the Hospital decreased its time to fill RN positions by 20.9% over 2008.

Professional Resources of Nurses (“PRN”) in the second year of its contract was provided an across-the-board increase of 5.3% on March 22, 2009.

The Hospital’s Stationary Engineers – Local 39, per their contract were provided a 6% increase on November 2, 2009.

The non-contractual, non-management employees received an across-the-board increase of 4% on June 29, 2008.

Directors and managers received increases of 4% on August 10, 2008. Certain senior management salaries were adjusted based on national salary benchmark data provided by an outside consultant, which was reviewed by the Compensation Committee of the Board, and subsequently approved by the full Board of Directors. These adjustments became effective on August 10, 2008.

Employees of El Camino Surgery Center received an average 5% salary increase effective July 9, 2008.

FTEs (Full Time Equivalents) increased in fiscal year 2009 to 1,960 from 1,836 in fiscal year 2008.

#### Employee Benefits

Overall, employee benefits cost increased by \$11.9 million in 2009 compared to 2008, an increase of 29.7%

Significant increases were in the areas of:

- Employer paid healthcare increased \$4.8 million for medical, dental, pharmacy, vision, and an employee assistance program. During fiscal year 2009 the Hospital started to pay 100% of the basic healthcare premiums for all employees that were at part time status of one half FTE.
- The Hospital reserved additional pension expense in fiscal year 2009 of \$3.9 million over 2008.
- The Hospital began expensing its 403B match program directly from operations rather than funding from the pension assets. This started with calendar year 2009, which equated to \$2.5 million in new expense over 2008.
- The Hospital contributed an additional increase in Social Security and Medicare taxes of \$1.1 million in fiscal year 2009 over 2008.
- The Hospital experienced a decrease in both workers compensation claims paid and its actuarially determined reserves that in total was \$1.4 million less in fiscal year 2009 than in 2008.

#### Supplies

Total supply costs increased by \$6.7 million. Significant increases were for pharmaceuticals; chemotherapy drugs, general surgery, orthopedic and prosthesis and cardiac interventional medical supplies; non-capital IT hardware items; and non-medical maintenance supplies.

#### Professional and Purchased Services

Total professional fees and purchased services increased by \$14.6 million in 2009 over 2008, primarily for increases to physicians providing 24x7 call cover to the Emergency Room and in a full year of new medical directorships in the areas of Heart & Vascular Institute, Cancer Center, and the start up of the Neuroscience Institute for a total of \$1.5 million. The consulting and legal expense needed to activate the Los Gatos site added \$1.6 million in professional fee services in fiscal year 2009 and in the areas of strategic initiatives added \$1.5 million in expense over the prior fiscal year.

For purchased services there were increases for information services technology (“IT”), \$5.3 million for providing a greater amount of IT support to the new web-based physician order entry clinical information system and maintenance costs for additional IT hardware and software that has been installed. Maintenance on highly specialized medical equipment added \$857,000 over prior year.

#### Rent and Utilities

In 2009 rent and utilities expense category increased by \$678,000. Areas of increases were for building rents for Los Gatos, as the fitting up of that site required adjacent offsite locations to house certain management and activation consultants. At the beginning of the fiscal year the facilities staff and construction project managers relocated from trailers on the Hospital Replacement Project site into a temporary office building adjacent to the Hospital property to accommodate the final construction phases of the project, which amounted to \$148,000 in increased rental expense. Utility expenses increased \$493,000 primarily driven by the Hospital Replacement Project going into its final year of construction.

#### Other Expenses

Other expenses (includes provision for uncollectible accounts, depreciation and amortization and other) increased by \$2.4 million in 2009 over 2008. The provision for uncollectible accounts increased by a modest \$383,000. Depreciation and amortization expenses were almost unchanged compared to the prior year due to net of additional build-outs in Melchor Pavilion (for medical office spaces on the second and third floors and a deli opening on the ground floor), with offsets in decreased expense for capital equipment that became fully depreciated during the year. Increases in other expenses were in the areas of professional liability insurance, education and travel, relocation expense, forgiveness of physician income guarantees due to their fulfillment of certain obligations to the hospital and various licensing fees.

#### Change in Net Unrealized Gains & Losses on Investments

For fiscal year 2009, the Hospital had two money managers with different investment objectives for the Hospital’s surplus cash investments. Total net unrealized gains/losses in stocks and bonds are reported in the District’s consolidated financial statements during this fiscal year, future changes in the market value may have different results.

#### Barrow, Hanley, Mewhinney & Straus (BHMS)

Stock investments net unrealized loss increased during fiscal 2009 from the steep stock market decline. This resulted in a fiscal year negative change of (\$9,273,637) from a 23.7% decline in the market value of assets. For comparison, the S&P 500 was down 28.2% on a price basis for the year ended June 30, 2009.

Intermediate bond investments reflect a reduction in the amount of unrealized losses resulting in year over year positive change of \$915,771. Short maturity bond investments reflect an increase in the unrealized gain resulting in a year over year positive change of \$337,224. The combined bond investments had a positive change of \$1,252,995. The bond investment change represents a modest increase in asset prices as a result of slightly lower interest rates over the fiscal year. For example, the rate on the Treasury five year note was 3.33% at June 30, 2008 compared to 2.56% at June 30, 2009.

#### Wells Capital Management (“WCM”)

Bond investments managed by WCM reflect a change during the period from an unrealized loss to an unrealized gain. The change from the prior year was a net gain of \$1.7 million. The bond investment change represents a 1.8% increase in market value as a result of lower interest rates over the fiscal year. Intermediate U.S. Treasury yields declined 50 to 80 basis points during the period.

As of the end of the fiscal year, the cost of the Hospital’s investments in the WCM Fund was \$96.6 million, including reinvestment of income, with the market value of \$98.2 million, which represents an unrealized gain of 1.7% of the market value.

# EL CAMINO HOSPITAL DISTRICT – Independent Auditor’s Report and Consolidated Financial Statements With Supplemental Information — June 30, 2010 and 2009

## Consolidated Financial Statements

**MOSS ADAMS LLP**

CERTIFIED PUBLIC ACCOUNTANTS | BUSINESS CONSULTANTS

### INDEPENDENT AUDITOR'S REPORT

The Board of Directors  
El Camino Hospital District

We have audited the accompanying consolidated balance sheets of El Camino Hospital District as of June 30, 2010 and 2009, and the related consolidated statements of revenues, expenses, and changes in net assets and cash flows for the years then ended. These consolidated financial statements are the responsibility of the District's management. Our responsibility is to express an opinion on these consolidated financial statements based on our audits.

We conducted our audits in accordance with auditing standards generally accepted in the United States of America. Those standards require that we plan and perform the audit to obtain reasonable assurance about whether the consolidated financial statements are free of material misstatement. An audit includes consideration of internal control over financial reporting as a basis for designing audit procedures that are appropriate in the circumstances, but not for the purpose of expressing an opinion on the effectiveness of the District's internal control over financial reporting. Accordingly, we express no such opinion. An audit includes examining, on a test basis, evidence supporting the amounts and disclosures in the consolidated financial statements. An audit also includes assessing the accounting principles used and significant estimates made by management, as well as evaluating the overall consolidated financial statement presentation. We believe that our audits provide a reasonable basis for our opinion.

In our opinion, the consolidated financial statements referred to above present fairly, in all material respects, the financial position of El Camino Hospital District as of June 30, 2010 and 2009, and the changes in its financial position and its cash flows for the years then ended in conformity with accounting principles generally accepted in the United States of America.

Our audit was conducted for the purpose of forming an opinion on the consolidated financial statements that collectively comprise El Camino Hospital District's basic consolidated financial statements. The supplemental schedules of 2010 consolidating information set forth is presented for purposes of additional analysis and is not a required part of the basic consolidated financial statements. The consolidating supplemental information has been subjected to the auditing procedures applied in our audit of the basic consolidated financial statements and, in our opinion, is fairly stated, in all material respects, in relation to the consolidated financial statements taken as a whole.

Management's discussion and analysis on pages 1 through 14 is not a required part of the consolidated financial statements but is supplementary information required by the accounting principles generally accepted in the United States of America. We have applied certain limited procedures, which consisted principally of inquiries of management regarding the methods of measurement and presentation of the supplementary information. However, we did not audit the information and express no opinion on it.

*Moss Adams LLP*  
San Francisco, California  
October 14, 2010

### Consolidated Financial Statements

	2010	2009
<b>ASSETS</b>		
<b>Current assets</b>		
Cash and cash equivalents	\$ 17,551	\$ 55,133
Short-term investments	118,884	150,182
Current portion of board designated, restricted funds and trustee assets	3,845	20,949
Patient accounts receivable, net of allowances for doubtful accounts of \$11,638 and \$6,445 in 2010 and 2009, respectively	64,941	57,127
Prepaid expenses and other current assets	25,190	12,318
Notes receivable, current	-	639
<b>Total current assets</b>	<b>230,411</b>	<b>296,348</b>
<b>Non-current cash and investments - less current portion</b>		
Board-designated funds	148,882	174,057
Restricted funds	51	6,529
Funds held by trustee	11,484	21,060
Other long-term investments	30,789	24,511
	<b>191,206</b>	<b>226,157</b>
<b>Capital assets, net</b>	<b>726,655</b>	<b>652,694</b>
Pledges receivable, net	218	465
Other assets	49,637	36,218
<b>Total assets</b>	<b>\$ 1,198,127</b>	<b>\$ 1,211,882</b>
<b>LIABILITIES AND NET ASSETS</b>		
<b>Current liabilities</b>		
Current portion capital lease obligations	\$ 5,710	\$ 4,814
Accounts payable and accrued expenses	20,305	54,455
Salaries, wages, and related liabilities	37,950	36,584
Other current liabilities	14,379	6,654
Estimated third-party payor settlements	1,820	10,850
Current portion of bonds payable	4,246	3,470
<b>Total current liabilities</b>	<b>84,410</b>	<b>116,827</b>
Capital lease obligations, net of current portion	15,787	17,292
Bonds payable, net of current portion	335,337	340,020
Other long-term obligations	9,399	16,302
Workers' compensation, net of current portion	16,919	22,208
Postretirement medical benefits, net of current portion	14,197	13,826
<b>Total liabilities</b>	<b>476,049</b>	<b>526,475</b>
<b>Net assets</b>		
Invested in capital assets, net of related debt	374,598	314,571
Retained earnings reserved for minority interest	2,185	1,542
Restricted	3,117	6,624
Unrestricted	342,178	362,670
<b>Total net assets</b>	<b>722,078</b>	<b>685,407</b>
<b>Total liabilities and net assets</b>	<b>\$ 1,198,127</b>	<b>\$ 1,211,882</b>

	2010	2009
<b>Operating revenues</b>		
Net patient service revenue (net of provision for bad debts of \$34,386 in 2010 and \$24,745 in 2009)	\$ 532,918	\$ 464,787
Other revenue	21,875	19,314
<b>Total operating revenues</b>	<b>554,793</b>	<b>484,101</b>
<b>Operating expenses</b>		
Salaries, wages, and benefits	306,570	250,868
Professional fees and purchased services	88,196	71,831
Supplies	83,583	63,438
Depreciation and amortization	42,799	29,330
Rent and utilities	13,616	11,121
Other	16,227	10,018
<b>Total operating expenses</b>	<b>550,991</b>	<b>436,606</b>
<b>Income from operations</b>	<b>3,802</b>	<b>47,495</b>
<b>Nonoperating revenues (expenses):</b>		
Investment income, net	25,861	8,961
Property tax revenue	15,608	15,900
Restricted gifts, grants and bequests, and other	880	(38)
Unrealized losses on interest rate swaps	(1,005)	(8,258)
Other, net	(7,832)	(7,658)
Minority interest in subsidiary earnings	(643)	(500)
<b>Total nonoperating revenues and (expenses)</b>	<b>32,869</b>	<b>8,407</b>
<b>Increase in net assets</b>	<b>36,671</b>	<b>55,902</b>
<b>Total net assets, beginning of year</b>	<b>685,407</b>	<b>629,505</b>
<b>Total net assets, end of year</b>	<b>\$ 722,078</b>	<b>\$ 685,407</b>

### EL CAMINO HOSPITAL DISTRICT CONSOLIDATED STATEMENTS OF CASH FLOWS Years Ended June 30, 2010 and 2009 (In Thousands)

	2010	2009
<b>Cash flows from operating activities</b>		
Cash received from and on behalf of patients	\$ 516,074	\$ 467,664
Other cash receipts	21,875	19,342
Cash payments to employees	(310,122)	(241,179)
Cash payments to suppliers	(243,157)	(140,344)
<b>Net cash (used for) from operating activities</b>	<b>(15,330)</b>	<b>105,483</b>
<b>Cash flows from noncapital financing activities</b>		
Property taxes	8,657	9,242
Restricted contributions and investment income	1,127	421
Transfers from restricted funds and other	6,478	(570)
<b>Net cash from noncapital financing activities</b>	<b>16,262</b>	<b>9,093</b>
<b>Cash flows from capital and related financing activities</b>		
Purchases of property, plant, and equipment	(112,805)	(237,528)
Payments on capital leases obligations	(4,564)	(1,304)
Payments on bonds payable	(3,470)	(3,095)
Receipts from issuances of bonds, net	-	50,000
Tax revenue related to general obligation bonds	6,920	6,658
<b>Net cash used for capital and related financing activities</b>	<b>(113,919)</b>	<b>(185,269)</b>
<b>Cash flows from investing activities</b>		
Purchases of investments	(184,350)	(162,415)
Sales of investments	232,801	213,000
Investment income	18,029	1,303
Increase (decrease) in notes receivable	22	(55)
Change in funds held by trustee, net	9,576	50,204
Other	(673)	(957)
<b>Net cash from investment activities</b>	<b>75,405</b>	<b>101,080</b>
<b>Net (decrease) increase in cash and cash equivalents</b>	<b>(37,582)</b>	<b>30,387</b>
<b>Cash and cash equivalents at beginning of year</b>	<b>55,133</b>	<b>24,746</b>
<b>Cash and cash equivalents at end of year</b>	<b>\$ 17,551</b>	<b>\$ 55,133</b>
<b>Reconciliation of operating income to net cash from operating activities</b>		
Income from operations	\$ 3,802	\$ 47,495
Adjustments to reconcile operating income to net cash from operating activities		
Depreciation and amortization	42,799	29,330
Provision for bad debts	34,386	24,745
Changes in assets and liabilities		
Patient accounts receivable, net	(51,230)	(21,840)
Prepaid expenses and other current assets	(7,443)	6,566
Current liabilities, excluding current portion capital lease obligations	(24,818)	18,429
Other long-term obligations	(13,197)	343
Postretirement medical benefits	371	415
<b>Net cash (used for) from operating activities</b>	<b>\$ (15,330)</b>	<b>\$ 105,483</b>
<b>Supplemental disclosure of noncash transactions</b>		
New capital lease obligations	\$ 3,955	\$ 19,915

### EL CAMINO HOSPITAL DISTRICT NOTES TO CONSOLIDATED FINANCIAL STATEMENTS

#### NOTE 1 – ORGANIZATION AND SUMMARY OF SIGNIFICANT ACCOUNTING POLICIES

**Organization** – El Camino Hospital District (the "District") includes the following component units which are included as blended component units of the District's consolidated financial statements: El Camino Hospital (the "Hospital"), El Camino Hospital Foundation (the "Foundation"), CONCERN: Employee Assistance Program ("CONCERN"), the El Camino Surgery Center, LLC ("ECSC"), and most recently Silicon Valley Medical Development, LLC ("SVMD").

# EL CAMINO HOSPITAL DISTRICT

## Notes to Consolidated Financial Statements

The ECSC was 100% acquired by the Hospital on September 17, 2005. Prior to this completed acquisition, the Hospital owned a 50% interest in the ECSC. The ECSC is a Limited Liability Company. In February 2007, the Hospital Board approved the sale of no more than 49% of the total ownership interest in ECSC to qualified physicians at a price equal to fair market value. As of June 30, 2010 and 2009, the Hospital owns 51% of ECSC and the physicians own 49%.

The District is organized as a political subdivision of the State of California and was created for the purpose of operating an acute care hospital and providing management services to certain related corporations. The District is the sole member of the Hospital, and the Hospital is the sole corporate member of the Foundation and CONCERN. As sole member, the District (with respect to the Hospital) and the Hospital (with respect to the Foundation and CONCERN) have certain powers, such as the appointment and removal of the boards of directors and approval of changes to the articles of incorporation and bylaws.

In July 1999, the Hospital established CONCERN and subsequently transferred funds to establish CONCERN as a separate affiliated entity. The purpose of CONCERN is to provide and operate a specialized healthcare service plan for various business organizations nationwide. On March 5, 2001, CONCERN was granted a limited Knox-Keene license from the Department of Corporations of the State of California and commenced its operations.

SVMD was formed in September 2008 as a Limited Liability Corporation ("LLC") a wholly owned subsidiary of the Hospital focused on the expansion of the clinical enterprise outside of the Hospital through various business ventures and physician alignment initiatives that improve access for the Hospital's current patients and new, underserved members of the community, extend healthcare into people's home through the applications of electronic connectivity and assist independent physicians in clinical integration with the Hospital, among other initiatives. It was initially funded by the Hospital with \$1.3 million in cash.

**Principles of Consolidation** – The consolidated financial statements include the accounts of the District and all subsidiaries which are controlled and owned more than 50% for which day-to-day operations are managed by the District. All significant inter-entity accounts and transactions have been eliminated in the consolidated financial statements. Investments for which the District has 50% or less ownership and does not have control are recorded using the equity method. Minority interest represents the proportionate share of the equity in affiliates that is attributable to the minority owners.

**Accounting Standards** – Pursuant to Government Accounting Standard Board ("GASB") Statement No. 20, "Accounting and Financial Reporting for Proprietary Funds and Other Governmental Entities That Use Proprietary Fund Accounting", the District has elected to apply the provisions of all relevant pronouncements of the Financial Accounting Standards Board ("FASB"), including those issued after November 30, 1989, which do not conflict or contradict GASB pronouncements.

**Use of Estimates** – The preparation of the consolidated financial statements in conformity with accounting principles generally accepted in the United States of America requires management to make estimates and assumptions that affect the reported amounts of assets and liabilities and disclosure of contingent assets and liabilities at the date of the consolidated financial statements. Estimates also affect the reported amounts of revenues and expenses during the reporting period. Actual results could differ from those estimates.

**Proprietary Fund Accounting** – The District utilizes the proprietary fund method of accounting whereby revenues and expenses are recognized on the accrual basis and consolidated financial statements are prepared using the economic resources measurement focus.

**Cash and Cash Equivalents** – Cash and cash equivalents include deposits with financial institutions, and investments in highly liquid debt instruments with an original maturity of three months or less. In addition, in 2010 and 2009, cash and cash equivalents include repurchase agreements, which consist of highly liquid obligations of U.S. governmental agencies. Cash and cash equivalents exclude amounts whose use is limited by board designation or by legal restriction.

**Short-Term Investments** – Short-term investments consist primarily of highly liquid debt instruments and other short-term interest-bearing certificates of deposit, U.S. Treasury bills, U.S. government obligations, and corporate debt, excluding amounts whose use is limited by board designation or other arrangements under trust agreements.

Board-designated and restricted funds include assets set aside by the board for future capital improvements and other operational reserves, over which the board retains control and may at its discretion use for other purposes; assets set aside for qualified capital outlay projects in compliance with state law; and assets restricted by donors or grantors.

Investment income, realized gains and losses and unrealized gains and losses on investments are reflected as nonoperating income or expense.

**Deferred Financing Costs** – Financing costs incurred with the issuance of bonds are amortized over the term of the bonds using a method that approximates the effective interest rate method. Amortization of these costs is included in interest expense.

**Bond Assets Held in Trust** – According to the terms of both indenture agreements (General Obligation and Revenue Bonds), these certain amounts are held by the bond trustee and paying agent and are maintained and managed by the trustee and are invested in short term cash equivalents. These assets are available for the settlement of future current bond obligations.

**Unexpended Bond Funds for the Hospital Project** – Proceeds in the Project Funds from the December 2006 General Obligation Bonds and Series A, B and C 2007 Revenue Bonds as well as the Series 2009A Bond Project Funds were completely expended as of June 30, 2010.

**Capital Assets** – Capital asset acquisitions are recorded at cost. Donated property is recorded at its fair-market value on the date of donation. All purchases over \$1,000 are capitalized. Equipment under capital lease is amortized on the straight-line basis over the shorter of the lease term or the estimated useful life of the equipment. Leasehold improvements are amortized using the straight-line method over the shorter of the lease term or the estimated useful life of the related assets. Depreciation is computed using the straight-line method over the estimated useful lives of the assets as follows:

Land improvements	16 years
Buildings and fixtures	25 – 47 years
Equipment	3 – 16 years

The District evaluates prominent events or changes in circumstances affecting capital assets to determine whether impairment of a capital asset has occurred. Impairment losses on capital assets are measured using the method that best reflects the diminished service utility of the capital asset.

**Costs of Borrowing** – Except for capital assets acquired through gifts, contributions or capital grants, interest cost on borrowed funds during the period of construction of capital assets is capitalized as a component of the cost of acquiring those assets.

**Investments in Healthcare Related Activities** – The District currently holds an interest in Pathways Home Health & Hospice and Private Duty (formerly Continuous Care), which is reported on the equity method of accounting.

**Risk Management** – The Hospital is exposed to various risks of loss from torts; theft of, damage to, and destruction of assets; business interruption; errors and omissions; employee injuries and illnesses; natural disasters; and employee health, dental, and accident benefits. Commercial insurance coverage is purchased for claims arising from such matters. Settled claims have not exceeded this commercial coverage in any of the three preceding years.

**Self-Insurance Plans** – The District maintains professional liability insurance on a claims-made basis, with liability limits of \$30,000,000 in aggregate, and which is subject to a \$50,000 deductible. Additionally, the District is self-insured for workers' compensation benefits. The District purchases a Workers' Compensation Excess Policy that insures claims greater than \$1,000,000 with a limit of \$10,000,000 and a \$1,000,000 deductible. Actuarial estimates of uninsured losses for professional liability and workers' compensation have been accrued as liabilities in the accompanying consolidated financial statements.

**Interest Rate Swap Agreements** – During the fiscal year ended June 30, 2007, the Hospital entered into derivative instruments in the form of swap agreements to hedge variable interest rate exposures. During the fiscal year ended June 30, 2008 the underlying variable rate debt was refunded for fixed rate debt, leaving the Hospital with a speculative derivative instrument. Refer to Note 10 for a full description of the interest rate swap agreements.

**Net Assets** – Net assets of the District are classified as invested in capital assets, restricted net assets, retained earnings reserved for minority interest, and unrestricted net assets.

**Invested in capital assets, net of related debt** – Invested in capital assets of \$374,598,000 and \$314,571,000 at June 30, 2010 and 2009, respectively, represent investments in all capital assets (building and building improvements, furniture and fixtures, and information and technology equipment), net of depreciation less any debt issued to finance those capital assets.

**Retained earnings reserved for minority interest** – Retained earnings reserved for minority interest is the portion of net assets reserved for the 49% minority physician shareholders of ECSC.

**Restricted net assets** – Restricted net assets are those whose use by the Foundation has been limited by donors to a specific time period or purpose or to be maintained by the Foundation in perpetuity.

**Unrestricted net assets** – Unrestricted net assets are remaining net assets that do not meet the definition of invested in capital assets, net of related debt, reserved for minority interests or restricted.

**Statements of Revenues, Expenses, and Changes in Net Assets** – For purposes of display, transactions deemed by management to be ongoing, major, or central to the provisions of healthcare services are reported as revenues and expenses. Peripheral or incidental transactions are reported as gains and losses. These peripheral activities include investment income, property tax revenue, gifts, grants and bequests, change in net unrealized gains and losses on investments in marketable securities, unrealized losses on interest rate swaps and are reported as nonoperating. Investments in the Pathways Home Health & Hospice, and Private Duty are accounted for under the equity method. The District's share of the operating income of these entities is included as other, net in the District's consolidated financial statements.

**Net Patient Service Revenue and Patient Accounts Receivable** – Net patient service revenue is reported at the estimated net realizable amounts from patients, third-party payors, and others for services rendered, including estimated retroactive adjustments under reimbursement agreements with third-party payors. Retroactive adjustments are accrued on an estimated basis in the period the related services are rendered, and adjusted in future periods as final settlements are determined. At June 30, 2010 and 2009, the Hospital provided allowances for losses on amounts receivable directly from patients totaling \$11,638,000 and \$6,445,000, respectively. The distribution of net patient accounts receivable by payer at June 30, 2010 and 2009 is as follows:

	June 30,	
	2010	2009
Medicare	18%	15%
Medi-Cal	3%	3%
Commercial and other	78%	81%
Self pay	1%	1%
	<u>100%</u>	<u>100%</u>

**Property Tax Revenue** – The District received approximately 43% in 2010 and 28% in 2009 of its total increase in net assets from property taxes. These funds were designated as follows:

	June 30,	
	2010	2009
Designated to support community benefit programs	\$ 5,827,000	\$ 5,732,000
Designated to support Hospital Replacement Project	\$ 2,830,000	\$ 3,510,000
Levied for debt service	\$ 6,920,000	\$ 6,658,000

Property taxes are levied by the County on the District's behalf on January 1 and are intended to finance the District's activities of the same calendar year. Amounts levied are based on assessed property values as of the preceding July 1. Property taxes are considered delinquent on the day following each payment due date. Property taxes are recorded as non-operating revenue by the District when they are earned.

**Charity Care** – The Hospital provides care to patients who meet certain criteria under its charity care policy without charge or at amounts less than its established rates. Because the Hospital does not pursue collection of amounts determined to qualify as charity care, they are not reported as revenue. Charity care amounts are included in net patient revenues in the consolidated financial statements. The amount of charges forgone for services and supplies furnished under the Hospital's charity care policy aggregated approximately \$13,398,000 and \$12,636,000 in 2010 and 2009, respectively.

**Uncollectible Accounts** – The Hospital provides care to patients without requiring collateral or other security. Patient charges not covered by a third-party payor are billed directly to the patient if it is determined that the patient has the ability to pay. A provision for uncollectible accounts is recognized based on management's estimate of amounts that ultimately may be uncollectible.

**Grants and Contributions** – From time to time, the District receives grants as well as contributions from individuals and private organizations. Revenues from grants and contributions are recognized when all eligibility requirements, including time requirements are met. Grants and contributions may be restricted for either specific operating purposes or for capital purposes. Amounts that are unrestricted or that are restricted to a specific operating purpose are reported as nonoperating revenues.

**Income Taxes** – The District operates under the purview of the Internal Revenue Code, Section 115, and corresponding California Revenue and Taxation Code provisions. As such, it is not subject to state or federal taxes on income. CONCERN has also been granted tax-exempt status. However, income from the unrelated business activities of the Hospital and the Foundation is subject to income taxes. ECSC and SVMD are limited liability companies and are treated as pass-through entities for federal income tax purposes. Accordingly, no recognition has been given to federal income taxes in the accompanying consolidated financial statements.

**Reclassifications** – Certain amounts in the 2009 consolidated financial statements have been reclassified to conform to the 2010 presentation.

**New Accounting Pronouncements** – In June 2009, the FASB issued "The FASB Accounting Standards Codification (the "Codification") and the Hierarchy of Generally Accepted Accounting Principles ("GAAP")." The Codification establishes one level of authoritative GAAP and is effective for annual financial statements issued after September 15, 2009. Adoption of the Codification will not have an impact on the District's financial statements but will change the references to accounting pronouncements in the notes to those statements.

The GASB issued GASB Statement 51, "Accounting and Financial Reporting for Intangible Assets", which provides guidance on recognizing internally generated computer software as an intangible asset. This guidance serves as an application of the specified conditions approach described above to the development cycle of computer software. This statement also establishes guidance specific to amortization of intangible assets, determining useful lives and determining if the asset has an indefinite useful life. This statement is effective for intangible assets acquired in fiscal years ending after June 30, 1980. The District implemented GASB Statement 51 and there was no impact to the financial statements.

### NOTE 2 – OPERATING REVENUES

Gross patient revenues are recorded on the basis of usual and customary charges. Gross patient revenues were \$2,028,966,000 and \$1,868,148,000 for 2010 and 2009, respectively. Deductions from gross patient revenue for contractual and other adjustments totaled \$1,496,047,000 and \$1,403,361,000 for the years ended June 30, 2010 and 2009, respectively. The percentage of inpatient and outpatient services is as follows:

	2010	2009
Inpatient services	56%	65%
Outpatient services	44%	35%

The following table reflects the percentage of net patient revenues by major payor group:

	2010	2009
Medicare	23%	25%
Contracted rate payors	70%	71%
Commercial insurance and other	1%	2%
Medi-Cal	6%	2%

The District has agreements with third-party payors that provide for payments to the District at amounts different from its established rates. Payment arrangements include prospectively determined rates per discharge, reimbursed costs, discounted charges, fee schedules, prepaid payments per member, and per diem payments or a combination of these methods. Net patient service revenue is reported at the estimated net realizable amounts from patients, third-party payors, and others for services rendered, including estimated settlements under reimbursement agreements with third-party payors.

# EL CAMINO HOSPITAL DISTRICT

## Notes to Consolidated Financial Statements

Inpatient acute care services rendered to Medicare program beneficiaries are paid at prospectively determined rates per discharge. These rates vary according to a patient classification system based on clinical, diagnostic, and other factors. Inpatient nonacute services related to Medicare beneficiaries are paid based on a cost-reimbursement methodology through March 31, 2004. Inpatient nonacute services subsequent to April 1, 2004, are paid at prospectively determined rates per discharge. Payments for outpatient services are based on a stipulated amount per diagnosis. The District is reimbursed for cost reimbursable items at a tentative rate, with final settlements determined after submission of annual cost reports by the District and audits thereof by the Medicare fiscal intermediary. The effect of updating prior year estimates for Medicare and other liabilities was to increase 2010 and 2009 net operating income by \$15,620,000 and \$6,183,000, respectively. The District's cost reports have been audited by the Medicare fiscal intermediary through June 30, 2007.

Medi-Cal and contracted rate payors are paid on a percentage of charges, per diem, per discharge, fee schedule, or a combination of these methods.

Laws and regulations governing the Medicare and Medi-Cal programs are complex and are subject to interpretation. As a result, there is at least a reasonable possibility that recorded estimates will change in the near term.

Included in other revenue are amounts from investments in health-related activities, rental income, cafeteria, and other nonpatient care revenue.

### NOTE 3 – COMMUNITY BENEFIT (UNAUDITED)

The Hospital maintains records to identify and monitor the level of direct community benefit it provides. These records include the charges foregone for providing the patient care furnished under its charity care policy. For the years ended June 30, 2010 and 2009, the estimated costs of providing community benefit in excess of reimbursement from governmental programs were as follows (in thousands):

	2010	2009
Unpaid costs of Medi-Cal programs	\$ 26,324	\$ 19,456
Indigent charity care	2,834	2,367
Other community-based programs	23,695	17,832
<b>Total community benefits</b>	<b>\$ 52,853</b>	<b>\$ 39,655</b>

In furtherance of its purpose to benefit the community, the Hospital provides numerous other services to the community for which charges are not generated and revenues have not been accounted for in the accompanying consolidated financial statements. These services include providing access to healthcare through interpreters, referral and transport services, healthcare screening, community support groups and health educational programs, and certain home care and hospice programs. The estimated costs of Medicare programs in excess of reimbursement from Medicare were \$59,446,000 and \$43,932,000 for the years ended June 30, 2010 and 2009, respectively.

The Hospital also provides services to the community through the operations of the El Camino Hospital Auxiliary, Inc. (the "Auxiliary"). Services provided by volunteers of the Auxiliary, free of charge to the community, include assistance and counseling to patients and visitors, provision of scholarship awards to qualifying paramedical students, and daily personal contact with members of the community who are living alone. In both 2010 and 2009, these volunteers contributed approximately 114,121 hours in providing these services, the value of which is not recorded in the accompanying consolidated financial statements.

### NOTE 4 – CASH DEPOSITS

At June 30, 2010 and 2009, District cash deposits had carrying amounts of \$17,551,000 and \$55,133,000, respectively, and bank balances of \$20,774,000 and \$60,423,000, respectively. Of the bank balances at June 30, 2010 and 2009, \$881,000 and \$1,420,000, respectively, were covered by federal depository insurance.

The District participates in a cash management program provided by its primary depository institution that allows cash in District concentration accounts to be swept daily and invested overnight in reverse repurchase agreements that are not exposed to custodial credit risk because the underlying securities are held by the buyer-lender. At June 30, 2010 and 2009, balances in repurchase agreements had carrying values of \$17,243,000 and \$57,095,000, respectively, and are included in the carrying amounts above.

### NOTE 5 – BOARD-DESIGNATED, RESTRICTED FUNDS AND INVESTMENTS

Board-designated funds, restricted funds, short-term investments and other long-term investments, collectively, as of June 30, 2010 and 2009 comprised the following (in thousands):

	Amortized Costs	Gross Unrealized		Carrying Value
		Gains	Losses	
<b>2010</b>				
Cash and cash equivalents	\$ 5,388	\$ -	\$ -	\$ 5,388
Equities	52,710	1,612	(13,770)	40,552
Fixed income securities	242,349	11,378	(1,061)	252,666
	<b>\$ 300,447</b>	<b>\$ 12,990</b>	<b>\$ (14,831)</b>	<b>\$ 298,606</b>
<b>2009</b>				
Cash and cash equivalents	\$ 43,962	\$ -	\$ -	\$ 43,962
Equities	51,214	1,129	(16,526)	35,817
Fixed income securities	293,395	1,504	(2,512)	292,387
	<b>\$ 388,571</b>	<b>\$ 2,633</b>	<b>\$ (19,038)</b>	<b>\$ 372,166</b>

At June 30, 2010, District investment balances and average maturities were as follows:

Investment Type	Fair-Value (in thousands)	Investment Maturities (in years)		
		Less than 1	1 to 5	6 to 10
Short-term money market	\$ 5,388	\$ 5,388	\$ -	\$ -
Mutual funds	136	136	-	-
Government and agencies	132,879	29,606	84,014	19,259
Corporate bonds	50,749	6,160	29,923	14,666
Domestic fixed income	63,158	-	63,158	-
Foreign fixed income	5,880	-	4,828	1,052
	258,190	\$ 41,290	\$ 181,923	\$ 34,977
Equities	40,416	-	-	-
<b>Total fair-value</b>	<b>\$ 298,606</b>	<b>\$ -</b>	<b>\$ -</b>	<b>\$ -</b>

At June 30, 2009, District investment balances and average maturities were as follows:

Investment Type	Fair-Value (in thousands)	Investment Maturities (in years)		
		Less than 1	1 to 5	6 to 10
Short-term money market	\$ 43,962	\$ 43,962	\$ -	\$ -
Mutual funds	141	141	-	-
Government and agencies	124,489	-	115,057	9,432
Corporate bonds	63,068	12,328	39,570	11,170
Domestic fixed income	98,183	-	98,183	-
Foreign fixed income	6,647	-	3,318	3,329
	336,490	\$ 56,431	\$ 256,128	\$ 23,931
Equities	35,676	-	-	-
<b>Total fair-value</b>	<b>\$ 372,166</b>	<b>\$ -</b>	<b>\$ -</b>	<b>\$ -</b>

**Interest Rate Risk** – Through its investment policies, the District manages its exposure to fair value losses arising from increasing interest rates by limiting maturity of fixed income securities in its portfolio to no more than ten years.

**Credit Risk** – District investment policies limit investments to investment grade assets. The investment policy requires investment managers maintain an average of Aa/AA or higher ratings as issued by a nationally recognized rating organization. Additionally, the investment policy requires no more than 50% of total investments to be invested in U.S. corporate notes and bonds.

**Foreign Currency Risk** – The District's investment policy permits it to invest up to 15 percent of total investment in foreign currency denominated investments. These investments must have a minimum quality rating of BAA3/BBB, or its equivalent or higher, as issued by at least two of the three nationally recognized rating organizations. Those assets identified as foreign fixed income investments above are securities issued by Non-U.S. domiciled issuers. All securities are denominated and payable in (both interest and principal) U.S. dollars. None represent foreign currency risk.

The carrying amount of deposits and investments are included in the District's balance sheets as follows (in thousands):

	2010	2009
Included in the following balance sheet captions:		
Short-term investments	\$ 118,884	\$ 150,182
Current portion board designated, restricted funds and trustee assets	-	17,156
Board designated, less current portion	148,882	174,057
Restricted funds, less current portion	51	6,259
Other long-term investments	30,789	24,512
	<b>\$ 298,606</b>	<b>\$ 372,166</b>

### NOTE 6 – CAPITAL ASSETS

Capital assets activity for the year ended June 30, 2010, is as follows (in thousands):

	Balance June 30, 2009	Increases	Decreases	Balance June 30, 2010
Capital assets not being depreciated				
Land	\$ 27,711	\$ 4,808	\$ -	\$ 32,519
Construction in progress	439,954	72,976	505,030	7,900
	<b>467,665</b>	<b>77,784</b>	<b>505,030</b>	<b>40,419</b>
Capital assets being depreciated				
Land improvement	6,888	6,320	2,190	11,018
Buildings	253,735	460,472	16,065	698,142
Capital equipment	176,606	90,003	12,450	254,159
	<b>437,229</b>	<b>556,795</b>	<b>30,705</b>	<b>963,319</b>
Less accumulated depreciation for				
Land improvement	4,987	504	2,174	3,317
Buildings	138,713	17,444	15,584	140,573
Capital equipment	108,500	24,851	158	133,193
	<b>252,200</b>	<b>42,799</b>	<b>17,916</b>	<b>277,083</b>
Total capital assets being depreciated, net	185,029	513,996	12,789	686,236
Total capital assets, net	<b>\$ 652,694</b>	<b>\$ 591,780</b>	<b>\$ 517,819</b>	<b>\$ 726,655</b>

Capital assets activity for the year ended June 30, 2009, is as follows (in thousands):

	Balance June 30, 2008	Increases	Decreases	Balance June 30, 2009
Capital assets not being depreciated				
Land	\$ 10,585	\$ 17,126	\$ -	\$ 27,711
Construction in progress	265,627	176,501	2,174	439,954
	<b>276,212</b>	<b>193,627</b>	<b>2,174</b>	<b>467,665</b>
Capital assets being depreciated				
Land improvement	5,974	914	-	6,888
Buildings	223,031	32,796	2,092	253,735
Capital equipment	146,972	33,266	3,632	176,606
	<b>375,977</b>	<b>66,976</b>	<b>5,724</b>	<b>437,229</b>
Less accumulated depreciation for				
Land improvement	4,746	241	-	4,987
Buildings	125,621	14,512	1,420	138,713
Capital equipment	97,418	14,577	3,495	108,500
	<b>227,785</b>	<b>29,330</b>	<b>4,915</b>	<b>252,200</b>
Total capital assets being depreciated, net	148,192	37,646	809	185,029
Total capital assets, net	<b>\$ 424,404</b>	<b>\$ 231,273</b>	<b>\$ 2,983</b>	<b>\$ 652,694</b>

Construction contracts of approximately \$535 million exist for the construction of various projects including the new hospital facility. At June 30, 2010, the remaining commitment on these contracts approximated \$3.3 million.

### NOTE 7 – EMPLOYEE BENEFIT PLANS

The District sponsors a cash-balance pension plan (the "Plan"), which has been in effect since January 1, 1995. The Plan covers employees who are 21 years of age and have completed one year of credited service. Participants are entitled to a lump-sum distribution or monthly benefits at age 65 based on a predetermined formula that considers years of service and compensation. Effective July 1, 1999, employer Plan benefits are calculated as 5% of a participant's annual plan compensation, and the annual interest is an indexed rate based on the return on ten-year U.S. treasury securities. Participants are fully vested in their account balances after five pension years.



# EL CAMINO HOSPITAL DISTRICT

## Notes to Consolidated Financial Statements

**General Obligation Bonds** – Upon voter approval, in November 2003, the District issued in 2006, \$148,000,000 principal amount of General Obligation Bonds, which consists of \$115,665,000 of Current Interest Bonds, and \$32,335,000 of Capital Appreciation Bonds. Interest on the Current Interest Bonds is payable semiannually at rates ranging from 4% to 5% and principal maturities ranging from \$845,000 in 2010 to \$18,050,000 in 2036 are due annually on August 1. Interest at rates ranging from 4.38% and 4.48% and principal of the Capital Appreciation Bonds are payable only at maturity.

The Current Interest Bonds maturing on or before August 1, 2016, are not subject to redemption. The Current Interest Bonds maturing on or after August 1, 2017, may be redeemed prior to their respective stated maturity dates, at the option of the District, from any source of available funds, as a whole or in part on any date on or after February 1, 2017, at a redemption price equal to the principal amount of the Current Interest Bonds called for redemption, together with interest accrued thereon to the date of redemption, without premium.

The Bonds are general obligations of the District payable from ad valorem taxes. Payment of principal, interest and maturity value of the Bonds, when due, is insured by a municipal bond insurance policy.

**Revenue Bonds, Series 2007** – Each Series of Bonds initially will bear interest at Auction Rates for successive seven-day Auction Periods. Interest on the Bonds will be payable on the Business Day immediately following the applicable Auction Period.

In May 2008, the Hospital issued \$147,525,000 of Santa Clara County Financing Authority Insured Revenue Bonds, Series 2007A, B, and C, at rates of 5.125% to 5.750%, to advance refund \$147,525,000 of the outstanding original Series 2007A, B, and C. Principal maturities on the serial bonds range from \$875,000 in 2010 to \$4,725,000 in 2041, and are due annually on February 1.

**Revenue Bonds, Series 2009** – In April 2009, the Hospital issued \$50,000,000 of Santa Clara County Financing Authority Insured Revenue Bonds, Series 2009A at rates of 3.247% to 4.7687% to fund completion of the Hospital Replacement construction project. Interest on the Bonds will be payable on the Business Day immediately following the applicable Auction Period. Principal maturities on the bonds range from \$100,000 in 2025 to \$10,920,000 in 2044, and are due annually on February 1.

The 2009 Series Revenue bond agreement contains various restrictive covenants which include, among other things, minimum debt service coverage, maintenance of minimum liquidity, and requirement to maintain certain financial ratios.

The bonds are secured by a pledge of gross revenues to an Indenture of Trust (Indenture) dated March 16, 2007. The Indenture contains certain covenants that, among other things, require the District to deposit all Gross Revenues of the Hospital as soon as practicable upon receipt. The Indenture also requires the Hospital to maintain a long-term debt service coverage ratio of 1.15 to 1. Failure to comply with the restrictive covenants of the Indenture could result in all of the unpaid principal and accrued interest of the bonds becoming due immediately, at the option of the trustee.

**Letter of Credit** – In March 2009, in connection with the issuance of the 2009 Series Revenue bonds, the Hospital obtained an irrevocable Letter of Credit issued by a bank for \$50,000,000. This Letter of Credit requires the Hospital to maintain a long-term debt services coverage ratio of 1.15 to 1 and expires in 2012. The Hospital is in compliance with these covenants as of and for the year ended June 30, 2010.

**Interest Costs** – Interest costs incurred for the years ended June 30, 2010 and 2009, are (in thousands):

	June 30,	
	2010	2009
Capitalized	\$ 8,758	\$ 14,206
Operating expense	5,915	-
Nonoperating expense	-	-
	<u>\$ 14,673</u>	<u>\$ 14,206</u>

Debt service requirements for long-term debt are as follows, (in thousands):

Year Ending June 30,	General Obligation Bonds		Revenue Bonds	
	Principal	Interest	Principal	Interest
2011	\$ 1,170	\$ 5,061	\$ 2,675	\$ 9,324
2012	1,525	5,014	2,725	9,208
2013	970	4,945	2,850	9,090
2014	1,300	4,906	3,000	8,947
2015	1,665	4,848	3,075	8,797
2016-2020	14,945	22,789	16,950	41,556
2021-2025	22,576	25,526	20,050	36,647
2026-2030	17,977	43,158	25,150	30,656
2031-2035	48,367	29,007	32,575	23,215
2036-2040	34,480	2,337	41,880	13,948
2041-2045	-	-	41,420	3,529
	<u>\$ 144,975</u>	<u>\$ 147,591</u>	<u>\$ 192,350</u>	<u>\$ 194,917</u>

**Interest Rate Swaps** – On March 7, 2007, the Hospital entered into three interest rate swap agreements in connection with the issuance of the Series 2007 Revenue Bonds. The intention of the swap is to create debt with a synthetic, fixed interest rate on the variable-rate Revenue Bonds. The swaps were effective March 23, 2007, with a termination date of February 1, 2041, and notional amounts of \$50 million each, these terms match the terms of the underlying Series 2007 Revenue Bonds. Under each swap transaction, the Hospital pays a fixed rate of interest of 3.204% and the counterparty pays a variable rate of interest equal to the sum of (i) 56% of USD-LIBOR-BBA plus (ii) .23%. In March 2008, the Hospital Board directed management to terminate the floating to fixed interest rate swaps when economically prudent in connection with the refunding of their Series 2007 Revenue Bonds. In December 2009, two of the three swaps were terminated. The fair value of the remaining swap is \$6,314,000 at June 30, 2010 and total fair value of all three swaps was \$13,307,000 at June 30, 2009, and has been included in other long-term liabilities and unrealized losses on interest rate swaps, respectively.

**Risks Associated with the Swap Agreements** – From the Hospital's perspective, the following risks are generally associated with swap agreements:

**Credit Risk** – The counterparty becomes insolvent or is otherwise not able to perform its financial obligations. In the event the counterparty become insolvent or their credit rating falls below BBB-/Baa2 the Hospital has the right to terminate the swap. Upon exercise of early termination the amounts due from or to the counterparty will be determined by the market pricing of the swaps at the time of termination.

**Termination Risk** – The Hospital or counterparty may terminate the swap if the other party fails to perform under the terms of the contract. If, at the time of the termination, the swap has a negative fair value, the Hospital would be liable to the counterparty for that payment.

### NOTE 11 – CAPITAL LEASE OBLIGATIONS

Capital lease obligations outstanding as of June 30, 2010, are as follows (in thousands):

Description	Maturity	Interest Rates	Original Issue	June 30, 2010
Capital leases - equipment	January 2010 -	0% to 7.75%		
net of interest	November 2014		\$ 25,711	\$ 21,497
Less current portion				5,710
				<u>\$ 15,787</u>

Description	June 30, 2009	Increases	Decreases	Outstanding June 30, 2010
Capital leases - equipment	\$ 22,106	\$ 3,955	4,564	\$ 21,497

Description	June 30, 2008	Increases	Decreases	Outstanding June 30, 2009
Capital leases - equipment	\$ 3,495	\$ 19,915	\$ 1,304	\$ 22,106

Debt service requirements for capital lease obligations are as follow (in thousands):

Period Ending June 30,	2010
2011	\$ 6,262
2012	6,295
2013	5,362
2014	4,933
2015	-
Less interest	(1,355)
	<u>21,497</u>
Less current portion	5,710
	<u>\$ 15,787</u>

### NOTE 12 – RESTRICTED NET ASSETS

Restricted net assets consist of donor-restricted contributions and grants and cash restricted for regulatory requirements, which are to be used as follow (in thousands):

	2010	2009
Equipment and expansion	\$ -	\$ 3,554
Charity and other	1,272	1,308
Endowments	1,794	1,712
	<u>3,066</u>	<u>6,574</u>
Restricted by donor for specific uses	3,066	6,574
Restricted by Department of Managed Health Care	51	50
Total restricted net assets	<u>\$ 3,117</u>	<u>\$ 6,624</u>

Permanently restricted contributions (endowments) remain intact, with the earnings on such funds providing an ongoing source of revenue to be used primarily for education.

The Foundation is the beneficiary of gifts through testamentary and other trusts in which the gift assets are held by the trustees and administered for the benefit of the Foundation and Hospital. Pooled income trust assets are donated to the Foundation under life annuity agreements. The donors maintain the right to income earned on the assets during their lifetime and, in some cases during the lifetime of their survivors.

Although these gifts are irrevocable, applicable GASB pronouncements permit financial statement recognition only upon satisfaction of all eligibility requirements. Since the Foundation is not eligible to receive the assets held in the trusts until maturity of the trusts (generally the donor's death), long-term receivables from charitable remainder trusts and pooled income funds are not recognized in the consolidated financial statements.

The total of these contributions, measured at the fair value of assets to be received, discounted to their estimated net present value, is \$1,665,000 and \$1,467,000, respectively, at June 30, 2010 and 2009. The applicable federal discount rate for June 2010 and 2009, of 3.33% and 2.8%, respectively, per annum and the Standard Ordinary Mortality Rate Table were used to arrive at the present value.

### NOTE 13 – RELATED PARTY TRANSACTIONS

On April 26, 2007, the Foundation entered into a Loan Agreement by and between The Fogarty Institute for Innovation (the "borrower"), a California nonprofit, public benefit corporation located at the Hospital's Melchor Pavilion (medical office building), and El Camino Hospital Foundation (the "lender"). The Foundation agrees to lend to the borrower from time-to-time amounts not less than \$50,000 (the "Advance"), which in the aggregate at any one time the outstanding amount does not exceed the sum of \$1 million. The final date that Advances will be made to the borrower is June 30, 2008, and all principal balances loaned and accrued interest are to be repaid no later than December 31, 2009. Interest rate on each Advance will be the prime rate as reported in the Wall Street Journal as of the date of requested Advance. As of June 30, 2010 and 2009, the advances total \$637,000 and \$548,000 and accrued interest represents \$14,000 and \$69,000, respectively.

At June 30, 2010, the Foundation made the decision to fully reserve for the outstanding principal and accrued interest as of June 30, 2010, the amount of \$651,000. This was done as the loan was granted a one-year extension in December 2009 to subsequently mature in December 2010, but as the loan was extended for this second time and no interim payments have been made during this timeframe, it was prudent to reserve the entire loan as a potential loss in the current fiscal year.

### NOTE 14 – COMMITMENTS AND CONTINGENCIES

**Litigation** – The District is a defendant in various legal proceedings arising out of the normal conduct of its business. In the opinion of management and its legal representatives, the District has valid and substantial defenses, and settlements or awards arising from legal proceedings, if any, will not exceed existing insurance coverage, nor will they have a material adverse effect on the financial position, results of operations, or liquidity of the District.

**Lease Commitments** – The District is obligated for land and office rental under the terms of various operating lease agreements. Following is a schedule by year of future minimum lease payments under operating leases as of June 30, 2010 (in thousands):

	Operating Lease Commitments	Lease Income	Net Lease Benefit
2011	\$ 2,302	\$ 5,938	\$ 3,636
2012	1,474	5,716	4,242
2013	1,252	5,512	4,260
2014	751	4,653	3,902
2015	750	4,830	4,080
Thereafter	20,071	14,027	(6,044)
	<u>\$ 26,600</u>	<u>\$ 40,676</u>	<u>\$ 14,076</u>

Total rental expense in 2010 and 2009 for all operating leases was approximately \$2,525,000 and \$6,194,000, respectively.

# EL CAMINO HOSPITAL DISTRICT

## Notes to Consolidated Financial Statements

**Regulatory Environment** – The healthcare industry is subject to numerous laws and regulations of federal, state, and local governments. These laws and regulations include, but are not necessarily limited to, matters such as licensure, accreditation, government healthcare program participation requirements, reimbursement for patient services, and Medicare and Medi-Cal fraud and abuse. Recently, government activity has increased with respect to investigations and allegations concerning possible violations of fraud and abuse statutes and regulations by healthcare providers. The District is subject to routine surveys and reviews by federal, state and local regulatory authorities. The District has also received inquiries from healthcare regulatory authorities regarding its compliance with laws and regulations. Although the District management is not aware of any violations of laws and regulations, it has received corrective action requests as a result of completed and on-going surveys from applicable regulatory authorities. Management continually works in a timely manner to implement operational changes and procedures to address all corrective action requests from regulatory authorities. Breaches of these laws and regulations and non-compliance with survey corrective action requests could result in expulsion from government healthcare programs together with the imposition of significant fines and penalties, as well as significant repayments for patient services previously billed. Compliance with such laws and regulations can be subject to future government review and interpretation, as well as regulatory actions unknown or unasserted at this time.

**Hospital Seismic Safety Act** – In 1994, the California legislature enacted Senate Bill 1953, which requires that California hospitals evaluate and upgrade acute care facilities by 2008 in order to meet the requirements of the Hospital Seismic Safety Act. As amended by subsequent legislation, the statute allows hospitals to apply for extensions beyond the 2008 deadline under certain circumstances. During 2007 the Hospital received its requested extension to January 2013 to ensure compliance with the Seismic Safety Act.

The Hospital developed a Facilities Master Plan (the "Plan"), which determined the location of the replacement building to be constructed over the next several years. On April 5, 2006, the Hospital Board of Directors approved Resolution 2006-5 approving a "Hospital Replacement Project" in the amount of \$480,000,000 for five (5) construction phases and the related furniture, fixtures, and equipment, soft costs and contingencies that are required to successfully complete the Hospital Replacement Project (including all previously approved expenditures for the Hospital Replacement Project). On June 8, 2006, the ground breaking occurred signaling the start of the new Hospital Replacement Project. The North Addition that is connected to the original building, constructed in 1973, requires substantial interior renovations, but will continue to be utilized as part of the Plan. The Orchard and Willow Pavilions are compliant with State of California seismic requirements and will remain in service.

The District's plan to finance the Hospital Replacement Project includes using proceeds from a combination of: (1) General Obligation bonds, totaling \$148 million, that were issued by the County of Santa Clara as approved by the November 4, 2003 Measure D; (2) \$150 million in revenue bonds issued by the Hospital in 2007; (3) an additional \$50 million revenue bond issued in 2009, and (4) cash reserves.

During the prior 2009 fiscal year, it was decided that the ground floor and first floor of the old Main Tower would remain in operations, but the second through sixth floors would be taken entirely out of service and "moth-balled". Thus the accelerated depreciation that was occurring on the entire old Main Tower to be completed by July 2010 was reset to allow the floors being kept operational to have an extended life to June 2013 and the floors being taken out of operations in November, when the new hospital facility was set to open, were set to be fully depreciated by November 2009.

In the month of October 2009 the new five story, 450,000 square feet, state-of-the-art hospital facility was substantially completed, passed all state safety and operational inspections and on November 15, 2009 was open to all patient activity. Patients that were in the old Main Tower were transferred into the new facility and the emergency department started to accept patients in their new location. The following day surgeries were scheduled and full operations were in place.

### NOTE 15 – SUBSEQUENT EVENTS

Subsequent events are events or transactions that occur after the balance sheet date but before consolidated statements are issued. The District recognizes in the consolidated financial statements the effects of all subsequent events that provide additional evidence about conditions that existed at the date of the balance sheet, including the estimates inherent in the process of preparing the consolidated financial statements. The District's consolidated financial statements do not recognize subsequent events that provide evidence about conditions that did not exist at the date of the balance sheet but arose after the balance sheet date and before consolidated financial statements are available to be issued. The District has evaluated subsequent events through October 14, 2010, which is the date the consolidated financial statements are available to be issued.

## SUPPLEMENTAL SCHEDULES

### EL CAMINO HOSPITAL DISTRICT CONSOLIDATING SCHEDULE – BALANCE SHEET June 30, 2010 (In Thousands)

	El Camino Hospital	El Camino Hospital District	El Camino Hospital Foundation	CONCERN	Surgery Center	Silicon Valley Medical Development	Eliminations Increase (Decrease)	El Camino Hospital District and Affiliates
ASSETS								
Current assets								
Cash and cash equivalents	\$ 15,083	\$ 32	\$ 31	\$ 625	\$ 1,539	\$ 241	\$ -	\$ 17,551
Short-term investments	105,315	2,266	3,273	8,030	-	-	-	118,884
Current portion of board designated, restricted funds and trustee assets	2,675	1,170	-	-	-	-	-	3,845
Patient accounts receivable, net of allowances for doubtful accounts of \$11,638	63,889	-	-	199	853	-	-	64,941
Prepaid expenses and other current assets	26,257	15	-	300	583	21	(1,986)	25,190
Notes receivable, current	-	-	-	-	19	-	(19)	-
<b>Total current assets</b>	<b>213,219</b>	<b>3,483</b>	<b>3,304</b>	<b>9,154</b>	<b>2,994</b>	<b>262</b>	<b>(2,005)</b>	<b>230,411</b>
Non-current cash and investments - less current portion								
Board-designated funds	133,826	5,665	8,400	991	-	-	-	148,882
Restricted funds	1	-	-	50	-	-	-	51
Funds held by trustee	6,710	4,774	-	-	-	-	-	11,484
Other long-term investments	27,758	-	3,031	-	-	-	-	30,789
	<b>168,295</b>	<b>10,439</b>	<b>11,431</b>	<b>1,041</b>	<b>-</b>	<b>-</b>	<b>-</b>	<b>191,206</b>
Capital assets, net	713,463	12,204	-	346	965	-	(323)	726,655
Pledges receivable	-	-	218	-	-	-	-	218
Other assets	50,735	1,571	-	-	-	-	(2,669)	49,637
<b>Total assets</b>	<b>\$ 1,145,712</b>	<b>\$ 27,697</b>	<b>\$ 14,953</b>	<b>\$ 10,541</b>	<b>\$ 3,959</b>	<b>\$ 262</b>	<b>\$ (4,997)</b>	<b>\$ 1,198,127</b>

# EL CAMINO HOSPITAL DISTRICT

## Consolidating Schedule – Balance Sheet Year Ended June 30, 2010

	El Camino Hospital	El Camino Hospital District	El Camino Hospital Foundation	CONCERN	Surgery Center	Silicon Valley Medical Development	Eliminations Increase (Decrease)	El Camino Hospital District and Affiliates
<b>LIABILITIES AND NET ASSETS</b>								
<b>Current liabilities</b>								
Current portion capital lease obligations	\$ 5,606	\$ 8	\$ -	\$ -	\$ 96	\$ -	\$ -	\$ 5,710
Accounts payable and accrued expenses	19,781	-	-	426	757	141	(800)	20,305
Salaries, wages, and related liabilities	36,706	-	-	571	591	82	-	37,950
Other current liabilities	11,823	2,575	323	833	-	29	(1,204)	14,379
Estimated third-party payor settlements	1,820	-	-	-	-	-	-	1,820
Current portion of bonds payable	2,886	1,360	-	-	-	-	-	4,246
<b>Total current liabilities</b>	<b>78,622</b>	<b>3,943</b>	<b>323</b>	<b>1,830</b>	<b>1,444</b>	<b>252</b>	<b>(2,004)</b>	<b>84,410</b>
Capital lease obligations, net of current portion	15,787	-	-	-	-	-	-	15,787
Bonds payable, net of current portion	190,461	144,876	-	-	-	-	-	335,337
Other long-term obligations	8,904	-	495	-	-	-	-	9,399
Workers' compensation, net of current portion	16,919	-	-	-	-	-	-	16,919
Postretirement medical benefits, net of current portion	14,197	-	-	-	-	-	-	14,197
<b>Total liabilities</b>	<b>324,890</b>	<b>148,819</b>	<b>818</b>	<b>1,830</b>	<b>1,444</b>	<b>252</b>	<b>(2,004)</b>	<b>476,049</b>
<b>Net assets</b>								
Invested in capital assets, net of related debt	501,793	(128,088)	-	346	870	-	(323)	374,598
Retained earnings reserved for minority interest	-	-	-	-	-	-	2,185	2,185
Restricted	1	-	3,066	50	-	-	-	3,117
Unrestricted	319,028	6,966	11,069	8,315	1,645	10	(4,855)	342,178
<b>Total net assets</b>	<b>820,822</b>	<b>(121,122)</b>	<b>14,135</b>	<b>8,711</b>	<b>2,515</b>	<b>10</b>	<b>(2,993)</b>	<b>722,078</b>
<b>Total liabilities and net assets</b>	<b>\$ 1,145,712</b>	<b>\$ 27,697</b>	<b>\$ 14,953</b>	<b>\$ 10,541</b>	<b>\$ 3,959</b>	<b>\$ 262</b>	<b>\$ (4,997)</b>	<b>\$ 1,198,127</b>

### Consolidating Schedule — Statement of Revenues, Expenses and Changes in Net Assets — Year Ended June 30, 2010 (In Thousands)

	El Camino Hospital	El Camino Hospital District	El Camino Hospital Foundation	CONCERN	Surgery Center	Silicon Valley Medical Development	Eliminations Increase (Decrease)	El Camino Hospital District and Affiliates
<b>Operating revenues</b>								
Net patient service revenue (net of provision for bad debts of \$34,386 in 2010)	\$ 522,729	\$ -	\$ -	\$ -	\$ 10,189	\$ -	\$ -	\$ 532,918
Other revenue	12,279	79	1,779	9,415	5	-	(1,682)	21,875
<b>Total operating revenues</b>	<b>535,008</b>	<b>79</b>	<b>1,779</b>	<b>9,415</b>	<b>10,194</b>	<b>-</b>	<b>(1,682)</b>	<b>554,793</b>
<b>Operating expenses</b>								
Salaries, wages and benefits	296,910	-	853	4,282	4,246	484	(205)	306,570
Professional fees and purchased services	82,779	-	1,183	3,154	1,240	715	(875)	88,196
Supplies	81,398	-	17	-	2,167	1	-	83,583
Depreciation and amortization	42,034	202	-	138	425	-	-	42,799
Rent and utilities	13,466	-	52	180	505	-	(587)	13,616
Other	15,124	-	263	552	301	1	(14)	16,227
<b>Total operating expenses</b>	<b>531,711</b>	<b>202</b>	<b>2,368</b>	<b>8,306</b>	<b>8,884</b>	<b>1,201</b>	<b>(1,681)</b>	<b>550,991</b>
Income (loss) from operations	3,297	(123)	(589)	1,109	1,310	(1,201)	(1)	3,802
<b>Nonoperating revenues (expenses):</b>								
Investment income, net	26,898	(3,079)	1,657	387	(2)	-	-	25,861
Property tax revenue	-	15,608	-	-	-	-	-	15,608
Restricted gifts, grants and bequests, and other	-	-	(426)	-	-	-	1,306	880
Unrealized losses on interest rate swaps	(1,005)	-	-	-	-	-	-	(1,005)
Other, net	(7,767)	-	(651)	(97)	(1,902)	980	1,605	(7,832)
Minority interest in subsidiary earnings	-	-	-	-	-	-	(643)	(643)
<b>Total nonoperating revenues and (expenses)</b>	<b>18,126</b>	<b>12,529</b>	<b>580</b>	<b>290</b>	<b>(1,904)</b>	<b>980</b>	<b>2,268</b>	<b>32,869</b>
Excess (deficit) of revenues over expenses before capital grants, contributions, and additions to permanent endowments	21,423	12,406	(9)	1,399	(594)	(221)	2,267	36,671
Capital transfers	23,692	(18,088)	(5,604)	-	-	-	-	-
Increase (decrease) in net assets	45,115	(5,682)	(5,613)	1,399	(594)	(221)	2,267	36,671
Total net assets, beginning of year	775,707	(115,440)	19,748	7,312	3,109	231	(5,260)	685,407
<b>Total net assets, end of year</b>	<b>\$ 820,822</b>	<b>\$ (121,122)</b>	<b>\$ 14,135</b>	<b>\$ 8,711</b>	<b>\$ 2,515</b>	<b>\$ 10</b>	<b>\$ (2,993)</b>	<b>\$ 722,078</b>

AS AN INDEPENDENT, NONPROFIT HOSPITAL,  
WE ARE EMPOWERED TO DELIVER THE FINEST CARE, ANYWHERE.



# WHATEVER IT TAKES.

## OUR ATTITUDE ISN'T JUST "CAN DO!" IT'S "CAN DO BETTER."

From left: Linda Heider, Member,  
El Camino Hospital Auxiliary; Ken Graham,  
Chief Executive Officer; Sari Levine, Urologic  
Surgeon; Eric Pifer, Chief Medical Officer;  
and Ted Prairo, Materials Tech II.

At El Camino Hospital, we believe it's our responsibility to do whatever it takes to deliver the finest possible medical care to the people we serve. As an independent, nonprofit hospital, we are uniquely empowered to meet that challenge. Quite simply, we answer to our colleagues and community rather than to corporate stakeholders. So we can keep investing — and reinvesting — in the health of our patients. Here, ideas are conceived, considered, planned and launched with remarkable speed and efficiency. Our exceptional environment attracts some of the world's finest medical professionals, who are free to collaborate and innovate to provide care that is truly above and beyond. Because taking care of this community is more than a job: It's an honor.

For more information, call today or visit our Web site.



**El Camino Hospital**<sup>®</sup>  
THE HOSPITAL OF SILICON VALLEY

800-216-5556



[www.elcaminohospital.org](http://www.elcaminohospital.org)

Two campuses • 2500 Grant Road, Mountain View • 815 Pollard Road, Los Gatos

## PLACE AN AD

**ONLINE**  
fogster.com

**E-MAIL**  
ads@fogster.com

**PHONE**  
650/326-8216

Now you can log on to **fogster.com**, day or night and get your ad started immediately online. Most listings are free and include a one-line free print ad in our Peninsula newspapers with the option of photos and additional lines. Exempt are employment ads, which include a web listing charge. Home Services and Mind & Body Services require contact with a Customer Sales Representative.

So, the next time you have an item to sell, barter, give away or buy, get the perfect combination: print ads in your local newspapers, reaching more than 150,000 readers, and unlimited free web postings reaching hundreds of thousands additional people!!

## INDEX

- **BULLETIN BOARD** 100-199
- **FOR SALE** 200-299
- **KIDS STUFF** 330-399
- **MIND & BODY** 400-499
- **JOBS** 500-599
- **BUSINESS SERVICES** 600-699
- **HOME SERVICES** 700-799
- **FOR RENT/ FOR SALE REAL ESTATE** 800-899
- **PUBLIC/LEGAL NOTICES** 995-997

The publisher waives any and all claims or consequential damages due to errors. Embarcadero Media cannot assume responsibility for the claims or performance of its advertisers. Embarcadero Media has the right to refuse, edit or reclassify any ad solely at its discretion without prior notice.

**fogster.com** is a unique web site offering **FREE** postings from communities throughout the Bay Area and an opportunity for your ad to appear in the Palo Alto Weekly, The Almanac and the Mountain View Voice.

## Bulletin Board

### 115 Announcements

**PREGNANT? CONSIDERING ADOPTION?** Talk with caring agency specializing in matching Birthmothers with Families nationwide. LIVING EXPENSES PAID. Call 24/7 Abby's One True Gift Adoptions 866-413-6293 (Void in Illinois) (AAN CAN)

CoDependents Anonymous (CoDA)

Canary Foundation Luncheon

Dance Classes

Dance Expressions Menlo Park

Do you need a personal CFO?

Elves Wanted!

Free Reiki to the community!

Free talk: Theta Healing

Holiday Bake Sale for Kittens!

Holiday Bake Sale!

Holiday Helper

House Cleaning

Meditation in Mountain View

Pet Photos with Santa Claws!

Pet Photos with Santa!

Prepare for Year End

**Russian Bake Sale**  
Authentic Russian food: borzh, pirozhki and much more  
3475 Ross Rd Palo Alto  
Sat Dec 11 10AM-4PM  
Sun Dec 12 12PM-4PM

Your Personal CFO

### 130 Classes & Instruction

**Attend College Online** from Home. \*Medical, \*Business, \*Paralegal, \*Criminal Justice. Job placement assistance. Computer available. Financial Aid if qualified. SCHEV certified. Call 888-210-5162 www.Centura.us.com (Cal-SCAN)

**HIGH SCHOOL DIPLOMA!**  
Graduate in just 4 weeks!!  
FREE Brochure. Call NOW!  
1-800-532-6546 Ext. 97 <http://www.continentalacademy.com> (AAN CAN)

**High School Diploma!**  
Graduate in 4 weeks! FREE Brochure. Call Now! 1-866-562-3650 ext. 60 [www.SouthEasternHS.com](http://www.SouthEasternHS.com) (Cal-SCAN)

GERMAN Language Class

**Instruction for Hebrew**  
Bar and Bat Mitzvah For Affiliated and Unaffiliated  
George Rubin, M.A. in Hebrew/Jewish Education 650/424-1940

### 133 Music Lessons

**A Piano Teacher**  
Children & Adults  
Erna Currier (650)493-4797

**Barton-Holding Music Studio**  
Next 6 week "singing for the non-singer" class starts Jan. 13. Call Laura Barton 650/965-0139

FUN Piano Voice Violin Guitar

**Guitar Lessons 650-224-3550**  
beg/int all styles your home \$60

**Hope Street Studios**  
In downtown Mtn. View  
Most instruments, voice  
All ages & levels (650) 961-2192

**Jazz & Pop Piano Lessons**  
Learn how to build chords and improvise. Bill Susman, M.A., Stanford. (650)906-7529

PLACE AN AD by E-MAIL at  
[ads@fogster.com](mailto:ads@fogster.com)

**Manzana Music School**  
Lessons on Guitar, Violin, Vocals, Fiddle, Banjo, or Mandolin. Call us at: 650 799-7807  
[www.ManzanaMusicSchool.com](http://www.ManzanaMusicSchool.com)

**McCool Piano Studio 566-9391MP**  
Near Burgess Gym Menlo Park  
Piano Class for Ages 2-6, FUN!

**Piano Lessons**  
Taught in your home.  
Member MTAC & NGPT.  
Specializing in beginners. All levels welcome.  
Karen, (650)367-0307 or

### 135 Group Activities

Art Birthdays for kids

Art classes, Winter camps

BRAIN INJURY SUPPORT GROUP

CHILDREN'S ENTERTAINER

Mountain View Seasoned Travelers

NATURE/OUTDOORS Events Calendar

OMG Meetup

Winter Singles Dance

[www.art4growth.com](http://www.art4growth.com)

### 140 Lost & Found

**Lost Cat**  
Theo - Neutered Male, Orange Tabby. Friendly, but shy. No collar. Last seen in the Baron Park area. REWARD 510-418-7603 (cell)

Runaway Cat!

### 145 Non-Profits Needs

Adopt-A-Family for the Holidays!

Donations Needed!

Knitters Wanted

### 150 Volunteers

Do Some Mentoring, Do Some Good

Library Volunteers Needed

Make a Difference

Museum Volunteers

NASA cats need fosterers



**For Sale**

### 201 Autos/Trucks/ Parts

**BMW -Aspen Silver 1999 528 i**  
One Owner! Good cond. 131,000 miles. All maint records. Great car for high sch/college student! 650-383-8338. Car is at Palo Alto Bimmer on Alma st.

**Honda 2000 Civic EX - \$4200**

**Nissan 370Z Coupe 2009**  
Red. Excel. cond., only 2500 mi. A/T, paddle shift. \$29,900. 650/366-1705

### 202 Vehicles Wanted

**Donate Vehicle**  
Receive \$1000 Grocery Coupons, Your Choice. Noah's Arc, No Kill Animal Shelters. Advanced Veterinary Treatments. Free Towing, IRS Tax Deduction. Non-Runners. 1-866-912-GIVE. (Cal-SCAN)

**Donate Your Car**  
Children's Cancer Fund! Help Save A Child's Life Through Research and Support! Free Vacation Package. Fast, Easy and Tax Deductible. Call 1-800-252-0615. (Cal-SCAN)

### 210 Garage/Estate Sales

San Carlos, 1700 San Carlos Ave pent-house Suite, Dec 16, Thurs Only 9am - 4pm Thurs Only

### 215 Collectibles & Antiques

1930's Style Mickey Mouse Framed - \$5.00

Holiday Antiques Sale!

Mickey Mouse Holiday Animation - \$30.00

Org. 1955 Mickey Mouse Club, - \$20.00

SHOT GLASS CHECKERS: 25 Pcs.

SPORTS MEMORABILIA: 80s'10

Vintage Bakelite Purse - \$30

Vintage lighting and Restoration

VINTAGE ROCK T-SHIRTS: 80s

### 220 Computers/ Electronics

16MM FILM PROJECTOR: B&H

3 1/2 inch floppy disk drive - \$9.00

ANTI-SLEEP ALARM: Keychain\*\*

Apple 22" Cinema Display - \$150

HANDSFREE HEADSET: 2.5mm

HDMI CABLE FOR BLUE RAY NEW - \$15.00

IBM Selectric II Typewriter - \$350

LASER PRINTER/COPIER: Xerox

POWERED PA SPEAKERS: Johnson

TWO AM/FM CD TAPE BOOMBOX'S:

### 230 Freebies

Casement window screens & cranks - FREE

Learn to Live Pain Free - FREE

Mos Perfect Gift-Baby Capucins - FREE

Slide trays - FREE

### 235 Wanted to Buy

Antique dolls

**Old Motorcycles WANTED!**  
Any make or model, running or not, lost title or basketcase OK. Clean out your barn, make some room in your garage. Email address: [halyondaze@sbcbglobal.net](mailto:halyondaze@sbcbglobal.net) or call 415 785 7872.

### 240 Furnishings/ Household items

BOOKS!

Folding Screen - \$45.00

Porthole Clock - \$100.00

Punch Bowl Set - \$25.00

We are hiring mcyasir01 - \$0000

### 245 Miscellaneous

60s-70s Toys: Star Wars+++++

ABORIGINAL BOOMERANG: Signed

Back Pack - Jansport - \$30.00

BASS ALE BEER TAP HANDLE: \*\*

CANON CHARGER & 4L BATTERY - \$15.00

Canon 35 MM Camera - \$40.00

CRUTCHES: Adj. Aluminum Lg.

CRYSTAL DECANTER: Signed\*\*\*\*

### firewood

firewood, oak, seasoned, split, delivered to your driveway, 340.00 a cord, 190.00 1/2 cord, call bob 650-367-8817

### FREE FIREWOOD & MULCH

HAWAIIAN PETROGLYPH TRIVET:

**Landscape tools**  
Power tools and hand tools. (650)851-7623 ask for Al.

LAPLAND SHAMAN WITCHES DRUM:

pants press - \$50.00

PARACORD: Blackhawk Black

PEARL BRACELET: Multi-color

POSTERS: French, DM, Batman+

Pre-Teen Girls Clothing - \$2.00 or L

QUARTZ JAGUAR CARVING: Mayan

Radial Saw - \$200.

SMOKE/FOG MACHINE: DJ Smoke\*

Stetson Western Hats - \$35.00

Telephoto Camera Case - \$25.00

TOW LIGHTS, LED BEAM LIGHTS

ULTIMATE BBQ GRILL: Fire+Ice

VINTAGE VINYL: Elec./Rock/DJ

Western Boots - \$55-\$100

Western Boots - \$55.00

### 250 Musical Instruments

Electronic Keyboard - \$50.00

Piano-Baldwin Excel Tone - 2,250.00

### 260 Sports & Exercise Equipment

German Hiking Boots (Men) - \$45.00 OBO

GRAPHITE TENNIS RACQUET

GUN CASE, TALL STEEL - \$100.00

LEG WEIGHTS - \$15

NordicTrack - \$50.00

SOFTBALL BAT: Ten Pro Alumin

THREE RACQUETBALL RACQUETS:

TWO BADMINTON RACKETS: Yonex

TWO FISHING ROD & REEL COMBO

### Kid's Stuff

### 330 Child Care Offered

24/7 Abundant Love Childcare

After School Care/Driver Avail

Are you looking for mature Nanny

Art Birthday Parties

Art camps for kids

Child Care opening in San Carlos

Debbie's Family Day Care - RWC

EXCELLENT BABYSITTER AVAILABLE!

EXCELLENT NANNY AVAILABLE!

Experienced Babysitter Available

Licensed childcare in San Carlos

Mature Childcare Offered

Nanny/Helper

Sweet and Outgoing Babysitter

Venus's Little Stars.Great Refs.

Violin Teacher

### 345 Tutoring/ Lessons

Chess Lessons for kids and adult

French&German Tutor 608-381-0210

One-to-One Tutoring Service

Stanford-Educated Expert Tutors

Tutoring/Homework Help

Writing/SAT Tutor Grades 6-12

### 350 Preschools/ Schools/Camps

**Holiday Horseback Riding Camps**  
Webb Ranch (650)854-7755

MVPNS-preschool Open house 1/15

### 355 Items for Sale

unique child's lamp \$10.00

Carseat, girl's trike, misc.

Holiday Books

PLAY WORK BENCH \$20

### Jobs

## Jobs

### 500 Help Wanted

**Computer/IT Lead Software Eng.**, Mountain View, CA. MS degree. S/w dev, J2EE, C/C++, Python, JavaScript, Web Services. Res: EPAM Systems, 41 University Dr., #202, Newtown, PA 18940

**Holiday Helper**

**Senior Product Marketing Manager**  
JIVE Software, Palo Alto, CA. Develop and execute targeted marketing plans aimed at enterprise software customers. Research and analyze markets to help set strategy. Develop sales collateral. 25-35% travel required. Resume to Helen Fieler at [Helen.fieler@jivesoftware.com](mailto:Helen.fieler@jivesoftware.com)

### 550 Business Opportunities

**All Cash Vending Route**  
Be Your Own Boss! 25 Machines + Candy All for \$9995. Vend3. 1-877-915-8222. All major credit cards accepted! (Cal-SCAN)

### 560 Employment Information

**\$\$\$HELP WANTED\$\$\$**  
Extra Income! Assembling CD cases from Home! No Experience Necessary! Call our Live Operators Now! 1-800-405-7619 EXT 2450 <http://www.easywork-greatpay.com> (AAN CAN)

**Able to Travel**  
Hiring 8 people. No experience necessary. Transportation and lodging furnished. Paid training. Work and travel entire USA. Start today. [www.ProtexChemical.com](http://www.ProtexChemical.com) 1-208-590-0365. (Cal-SCAN)

**Airlines Hiring**  
Go to aviation maintenance college for FREE! Tuition paid for the BEST. H.S. Grad w/good grades and proven work history. CALL Aviation Institute of Maintenance (866) 859-6378. (Cal-SCAN)

**Company Drivers**  
Solos and Hazmat Teams \*GREAT PAY \*GREAT MILES \*CDL-A Required. We also have dedicated and regional positions available. Call: 866-448-1055 SWIFT. (Cal-SCAN)

**Company Drivers**  
Solos and Hazmat Teams \* GREAT PAY \* GREAT MILES \* CDL-A Required. We also have dedicated and regional positions available. Call 866-789-8947. Swift. (Cal-SCAN)

**Drivers - ASAP!**  
New Pay Increase! 34-40 cpm. Excellent Benefits. Need CDL-A and 3 months recent OTR. 1-877-258-8782. [www.MeltonTruck.com](http://www.MeltonTruck.com) (Cal-SCAN)

**Drivers - Regional CDL**  
Gordon Trucking, Inc. Sign on bonus in some areas! Current Openings on our NCA Fleet. Home weekly available! Consistent Miles & Time off! Full Benefits, 401k. We have lots of Freight! [www.TeamGTI.com](http://www.TeamGTI.com) 1-888-832-6484 EOE. (Cal-SCAN)

**Firefighter Training**  
Paid training to join elite U.S. Navy team. Good pay, medical, dental, promotions, vacation. HS grads ages 17-34. Call Mon-Fri 1-800-345-6289. (Cal-SCAN)

**Host Families**  
International Fellowship seeks Volunteer Host Families for Foreign Exchange Students arriving January 2011. Or EARN extra cash as Area Rep! 1-800-647-8839. [www.InternationalFellowship.org](http://www.InternationalFellowship.org) (Cal-SCAN)

**MOVIE EXTRAS**  
earn up to \$150/day to stand in backgrounds of major film. Experience not required. CALL NOW! 1-888-664-0062 (AAN CAN)



**Paid In Advance!**  
Make \$1,000 a Week mailing brochures from home! Guaranteed Income! FREE Supplies! No experience required. Start Immediately!  
www.homemailerprogram.net (AAN CAN)

**Sales: Available To Travel?**  
Earn Above Average \$\$\$ Selling with Fun Successful Business Group. No Experience Necessary. Paid Training. Lodging, Transportation Provided. 1-877-646-5050. (Cal-SCAN)

## Business Services

### 620 Domestic Help Offered

**Estate Care-taker Job wanted**  
Experienced local landscape contractor seeking live-in care-taking position locally or out of state. 25 yrs in business. References. Call Jack Pierce(650)387-3436

**House Manager For Hire**  
Grocery shop, drive to appts., errands, sched. and oversee hse-hold vendors, manage hsehold staff (gardener, housekeeper, etc.), some cooking and light cleaning. I am active, honest, caring. Reliable transp, valid CDL, great local refs, fluent English/Spanish, legal resident, live in/out. Seeking comp. salary. Carmen, 650-576-4487

### 624 Financial

**Cash Now!**  
Cash for your structured settlement or annuity payments. Call J.G. Wentworth. 1-866-SETTLEMENT (1-866-738-8536). Rated A+ by the Better Business Bureau. (Cal-SCAN)

**CASH NOW!**  
Get cash for your structured settlement or annuity payments. High payouts. Call J.G. Wentworth. (866) 447-0925. Rated A+ by the Better Business Bureau. (AAN CAN)

**crosetti funding**  
CASH NOW we offer fast cash for your mortgage note, annuity, and business note call 1 800 391 4032

### 645 Office/Home Business Services

**Advertise Your Home,**  
property or business for sale in 240 California newspapers. Reach over 6 million readers for ONLY \$550! Call this newspaper or visit: www.CAL-SCAN.com (Cal-SCAN)

**Advertise Your Job Opening**  
in 240 California newspapers. Reach over 6 million readers for ONLY \$550! Call this newspaper or visit: www.Cal-SCAN.com (Cal-SCAN)

**Display Advertising**  
In 140 Cal-SCAN newspapers statewide for \$1,550! Reach over 3 million Californians! FREE email brochure. Call (916) 288-6019. www.Cal-SCAN.com (Cal-SCAN)

### 650 Pet Care/Grooming/Training

**All Animals Happy House**  
Pet Sitting Services by Susan  
Licensed, insured, refs.  
650-323-4000

## Home Services

### 703 Architecture/Design

**Design/Permits**  
One stop for your remodel/design needs. Comp. plans incl structural engineering and energy compliance (T-24). ADW 650-969-4980  
UncommonKitchensDesign.com

### 710 Carpentry

**Cabinetry-Individual Designs**  
Precise, 3-D Computer Modeling. Mantels \* Bookcases \* Workplaces \* Wall Units \* Window Seats.  
Ned Hollis, 650/856-9475

PLACE AN AD by E-MAIL at  
ads@fogster.com

### 715 Cleaning Services

**AC Housecleaning**  
Residential/Commercial. Move in/ out, offices, more. Good rates. 11 years exp. Please call 650/678-4792. www.achousecleaning.com

### Asuncion Yanet House Cleaning

• Houses • Apartments • Offices  
Reasonable Rates-Free Estimates  
15 Years Experience (Mon-Sat)  
650-906-7712 or 650-630-3279

**Francisca's Deep Housecleaning**  
Experienced, Refs. 650-669-0628 or 650-701-0703

**Nena & Ney House Cleaning**  
Detail oriented, 15 yrs. exp. Good refs. 650-851-7603 or cell# 650-465-2187

**Patty's House Cleaning Service**  
Apartments, Houses, offices. 10 years exp. Excellent Ref. Free est. Call Anytime. Lic#32563 (650)722-1043

**R. Alvarez Cleaning**  
Weekly, monthly or one time cleaning. 15 years exp. Excel. refs. Lic. #41574. 650/369-1477

**Socorro's Housecleaning**  
Comm'l, residential, general, move in/out. Detailed, honest, good refs, 25 yrs exp. 650/245-4052

### 719 Remodeling/Additions

**Domicile Construction, Inc.**  
General Contractor  
T 415 999-3143 650 366-8335  
www.domicileconstructioninc.com  
since 1990  
lic #627843

**Hammond HOMES ENTERPRISES**  
Remodels, Additions & New Homes.  
Call for your FREE estimate today.  
HammondHomes7.com  
Lic. #703822  
408-255-9994

### 728 Drywall/Plaster

Summit Drywall

### 730 Electrical

**Alex Electric**  
Lic #784136. Free Est.  
All electrical.  
Alex, (650)366-6924

### 748 Gardening/Landscaping

**Beckys Landscape**  
Weekly/periodic maint. Annual rose/fruit tree prune, clean ups, irrigation, sod, planting, raised beds. Demolition, excavation. Driveway, patio, deck installs. Power washing. 650/493-7060

**GARDENING & LANDSCAPE**  
Weekly Maintenance,  
Commercial/Residential, Aeration,  
Irrigation, Stump Grinding, Trimming/  
Pruning.  
Roger:650-776-8666

### GARDENING MAINTENANCE

• Residential & Commercial • Clean Up  
• New Sprinkler System or Repair  
• Free Estimates • New Lawns  
• 16 Yrs Exp. Jose Martinez  
(650) 271-4448

**Jody Horst**  
Landscape Artist  
856-9648

• Design, Install, Consult  
• Drip & Spray Irrigation  
• Clean-up & Maintenance  
• Lawns & Rock Gardens  
• Edible Gardens, Veggie Boxes  
Lic. #725080

**JR's Garden Maintenance**  
Residential clean up, trimming, new lawn and sprinkler installations. 16 yrs exp. Great refs. Jose, 650-743-0397

**Leo Garcia Landscape/Maintenance**  
Lawn and irrig. install, clean-ups. Res. and comml. maint. Free Est. Lic. 823699. 650/369-1477.

**Mario's Gardening**  
Maintenance, clean-ups. Free est. 650/365-6955; 995-3822  
Noel Leal Gardening Service

**Uriel's Gardening**  
Maint., haul, poison oak, clean up, free est. 650/862-1378 Uriel

**Vidal Gardening & Landscaping**  
Bi-Weekly, twice a month clean up. Tree removal. Fences, retaining walls, new lawn irrigation systems. Gutter cleaning. Free est., excel. refs. 650-771-0213

### 751 General Contracting

**NOTICE TO READERS** It is illegal for an unlicensed person to perform contracting work on any project valued at \$500.00 or more in labor and materials. State law also requires that contractors include their license numbers on all advertising. Check your contractor's status at www.cslb.ca.gov or 800-321-CSLB (2752). Unlicensed persons taking jobs that total less than \$500.00 must state in their advertisements that they are not licensed by the Contractors State License Board

**AB WEST CONSTRUCTION**  
• Remodels • Repairs  
• Tile • Carpentry • Decks  
• Electrical • Plumbing  
• Painting  
www.ABWESTConstruction.com  
Call E. Marchetti  
Lic.#623885 - Insured  
(650) 799-5521

**CJ TIGHE CONSTRUCTION INC**  
Since 1990!  
GENERAL BUILDING CONTRACTORS  
Additions • Remodels • Baths, Kitchens  
• New Homes • Seismic Upgrades  
650-322-7930  
PL/PD STATE LIC# 608358  
www.cjtigheconstruction.com

**PRS inc. General Construction Services**  
Roofing, Water Proofing, Decks and other Services.  
(408) 532-8020  
Lic#770948-B&C39

### 754 Gutter Cleaning

**Carlson Gutter Cleaning**  
Pressure Washing Available  
Servicing Menlo Park and surrounding areas  
CALL MARK (650)322-5030

### 757 Handyman/Repairs

**AAA HANDYMAN AND MORE**  
Repairs • Electrical • Plumbing  
Carpentry • Fences • Painting  
IKEA furn. Assembled • Senior Discount  
Lic.# 468963 Since 1976 Licensed & Insured  
650-222-2517

**ABLE HANDYMAN FRED**  
• Complete Home Repairs • Maintenance  
• Remodeling • Professional Painting  
• Carpentry • Plumbing • Electrical  
• Custom Cabinet Design • Deck & Fence  
• And Much More  
30 Years Experience  
650.529.1662 • 483.4227

**HANDY "Ed" MAN**  
Electrical • Plumbing • Painting  
Carpentry • Tile • Wallpapering  
22 years serving your area  
FREE ESTIMATES • REFERENCES  
**ED RODRIGUEZ**  
(650)465-9163 • (650)570-5274

**Miller's Maintenance**  
Plumbing, Painting, Tile & wall repair Free Est. No job too small! Senior Disc. 25 years Experience (650)669-3199

**Small Jobs Welcome**  
Local, refs., 25 years exp., trusted, reliable. 650/218-8181

### 759 Hauling

**A JOHNSTON**  
70% Recycled  
LARGE TRUCKS  
Dump Runs • Trees  
LARGE/small JOBS  
Free Estimate Insured  
650-327-HAUL  
cell: 415-999-0594  
★ HAULING ★

**A Junk Hauling Service**  
Residential & Commercial. Yard clean-up service. Large & Small jobs. 650-771-0213

**CLINT'S HAULING SERVICE**  
Misc. junk, office, appliances, garage, storage, etc, clean-ups. Old furniture, green waste and yard junk. Licensed & insured. FREE ESTIMATES 650/368-8810

**Frank's Hauling**  
Commercial, Residential, Garage, Basement & Yard. Clean-up. Fair prices. 650/361-8773

### 767 Movers

**Armandos Moving**  
Homes, Apartments, Storage. Full Service moves. Serving the Bay Area for 20 yrs. Licensed & Insured. Armando, 650-630-0424. CAL-1190632

**SHMOOVER MOOVERS**  
LICENSE CAL. T-118304  
Serving the Peninsula since 1975/Owner-Operated!  
327-5493

### 771 Painting/Wallpaper

**Don Pohlman's Painting**  
\*Detailed Craftsmanship  
\*Excel. Restorative Prep  
\*Great Local References  
650/799-7403 \* Lic. 635027

**Gary Rossi PAINTING**  
Free 2 gal. paint. Water damage repair, wallpaper removal. Bonded. Lic #559953. 650/207-5292

**Glen Hodges Painting**  
Senior discount. Quality work. 35+ yrs exp. Payment plan avail. Lic #351738. 650/322-8325

**STYLE PAINTING**  
Comm'l/Residential, interior and ext., full service painting. Insured. Lic. 903303. 650/388-8577

### 775 Asphalt/Concrete

**Roe General Engineering**  
Concrete, asphalt, sealing, pavers, new construct, repairs.  
34 yrs exp. No job too small.  
Lic #663703 \* 650/814-5572

### 779 Organizing Services

**End the Clutter & Get Organized**  
Residential Organizing  
by Debra Robinson  
(650)941-5073

### 787 Pressure Washing

**Discount Pressure Washing**  
Decks • Patios • Driveways  
Becky, 650/493-7060  
**Emerald City Powerwashing**  
Exterior Surface Cleaning  
Wood Deck Restoration  
650/787-8017

### 790 Roofing

**Al Peterson Roofing**  
since 1946  
Specializing in  
• Repairs • Reroofing  
• Maintenance  
• Gutter Cleaning • Moss removal  
650-493-9177

**Priority Roofing Solutions, Inc.**  
Roofing and Gutters 408-532-8020

### 795 Tree Care

**Palo Alto TREE SERVICE**  
• Crown reduction, thinning  
• Removal & Stump Grinding  
Owner Operated & Supervised  
25 yrs Exp Lic & Ins. #819244  
(650) 380-2297

**THE TREE EXPERTS**  
Tree trimming/removal.  
Quality tree care. 10% off.  
lic./Ins.  
(650)222-4733

## Real Estate

### 801 Apartments/Condos/Studios

Great Price For A Midtown Palo Alto Home In Top-notch Condition!, 2 BR/2.5 BA - \$3500

New Duplex Units , 2 BR/2.5 BA - \$3500

Palo Alto, 1 BR/1 BA - \$1,395/mo

Palo Alto, 1 BR/1 BA - \$1,795/mo

Sunnyvale, 2 BR/2 BA - \$2100

Sunnyvale, 2 BR/2 BA - \$2000

### 803 Duplex

New Duplex Home Available,  
2 BR/2.5 BA - \$4500

Fully Furnished New Duplex Home Available,  
2 BR/2.5 BA - 3950

New 2 Bedroom/2 1/2 Bath In Duplex Home Available, 2 BR/2.5 BA - \$4500

Palo Alto, 2 BR/2.5 BA - \$4500

Redwood City, 2 BR/1 BA - \$1500/Mont

### 805 Homes for Rent

Menlo Park, 2 BR/1 BA - \$2290.

Menlo Park, 2 BR/1 BA - \$3000.00

Menlo Park, 2 BR/2 BA - \$2600.00/m

Menlo Park, 3 BR/1 BA - \$2,800

Midtown Palo Alto New Duplex, 2 BR/2.5 BA - \$4500

Midtown Palo Alto New Duplex, 2 BR/2.5 BA - \$3500

New Completed In 2010 And Beautiful Two-story Duplex Home In Midtown , 2 BR/2.5 BA - \$3500

Palo Alto, 2 BR/2 BA - \$4500/mont

Palo Alto, 3 BR/2 BA - \$3800/mo



**Palo Alto, 4 BR/2 BA**  
Charming Old Palo Alto home. Call Colleen Foraker, APR 650.380.0085

Palo Alto, 4 BR/2 BA - \$3600.

Woodside, 1 BR/1 BA - \$1,200.00

### 809 Shared Housing/Rooms

**ALL AREAS - ROOMMATES.COM.**  
Browse hundreds of online listings with photos and maps. Find your roommate with a click of the mouse! Visit: http://www.Roommates.com. (AAN CAN)

Los Altos Hills, 1 BR/1 BA - \$750/month

Menlo Park, 1 BR/2 BA - \$1200/mont

### 810 Cottages for Rent

New 2 Bedroom/2 1/2 Bath Duplex Home/ Fully Furnished, 2 BR/2.5 BA - \$3500

New 2 Bedroom/2 1/2 Bath Duplex Home/ Fully Furnished, 2 BR/2.5 BA - \$4500

### 815 Rentals Wanted

Great Caretaker-Tenant - \$1000

Long-Term Rental Needed

Mountain View room required

Seeking Quiet Cottage/Guest Quar

Stall-Paddock Wanted

Visiting professor needs room

### 820 Home Exchanges

FULLY FURNISHED NEW 2 BEDROOM/2

### 825 Homes/Condos for Sale

**Half Moon Bay, 1 BR/1 BA**  
Great opportunity to gift your spouse a vacation home by the beach in Half Moon Bay, young adult a small home with benefit of small hobby farm, or retiring parent a vacation/retirement garden respite. It's that kind of place! 2004 Craftsman House on 2+acres within walking distance to beach, shops and driving range. Plans to build 4900sq ft main house included. Ocean, Farm and Mtn Views. Virtual tour: www.32jennialane.com

Menlo Park, 5+ BR/3 BA - \$1,050,000

Palo Alto Condo, 3 BR/3 BA - \$895K

### 830 Commercial/Income Property



**Deli/Restaurant/Commercial**  
Restaurant - Deli - Wine Shop/Bar-Grocery - Retail - Menlo Park - For Lease. 650-218-3669

### 840 Vacation Rentals/Time Shares

**Timeshares**  
Sell/Rent your timeshare for CASH!!! Our Guaranteed Services will Sell/ Rent Your Unused Timeshare for CASH! Over \$78 Million Dollars offered in 2009! www.SellaTimeshare.com (877) 554-2098 (Cal-SCAN)

Bear Valley Loft Condo

Midtown Palo Alto Duplex Home

### 850 Acreage/Lots/Storage

**Arizona - Owner Movitated**  
to sell all inventory in Arizona. 36 acres - \$19,900; 78 acres - \$29,900; house + 15 acres - \$174,900. Many locations. Something for everyone. Call for details. Make offer. Offered by AZLR. 1-866-571-5687. (Cal-SCAN)

**LAND LIQUIDATION**  
20 acres. \$0 down, \$99/month. Only \$12,900. Near growing El Paso, Texas. Guaranteed owner financing, NO CREDIT CHECKS! Money back guarantee. FREE Map/pictures. 866-257-4555 www.sunsetranches.com (AAN CAN)



## THE PENINSULA'S FREE CLASSIFIEDS WEB SITE

COMBINING THE REACH OF THE WEB WITH PRINT ADS REACHING OVER 150,000 READERS!

# THINK GLOBALLY, SHOP LOCALLY

Now you can log on to **Fogster.com**, day or night, and get your ad started immediately (except for employment and business ads) free of charge online. You automatically get a one-line free print ad in our Peninsula newspapers with the option of photos and additional lines.

So, the next time you have an item to sell, barter, give away or buy, get the perfect combination: print ads in your local newspapers, reaching more than 150,000 readers and unlimited free web postings reaching hundreds of thousands additional people!

**ONLINE**  
fogster.com

**E-MAIL**  
ads@fogster.com

**PHONE**  
650/326-8216

THE PENINSULA'S FREE CLASSIFIEDS WEBSITE  
TO RESPOND TO ADS WITHOUT PHONE NUMBERS  
GO TO [WWW.FOGSTER.COM](http://WWW.FOGSTER.COM)

# Public Notices

## 995 Fictitious Name Statement

MARIA G. HOUSECLEANING  
FICTITIOUS BUSINESS NAME  
STATEMENT  
File No.: 544853  
The following person (persons) is (are) doing business as:  
Maria G. Housecleaning at 2235 California St., Apt. 188, Mountain View, CA 94040, Santa Clara County. This business is owned by: An Individual.  
The name and residence address of the owner(s)/registrant(s) is(are):  
JOSE ARELLANO  
2235 California St., Apt. 188 Mountain View, CA 94040  
Registrant/Owner has not yet begun to transact business under the fictitious business name(s) listed herein. This statement was filed with the County Clerk-Recorder of Santa Clara County on November 17, 2010. (Voice Nov. 26; Dec. 3, 10, 17, 2010)

EPHEBUS  
FICTITIOUS BUSINESS NAME  
STATEMENT  
File No.: 544955  
The following person (persons) is (are) doing business as:  
Ephesus at 185 Castro Street, Mountain View, CA 94041, Santa Clara County.  
This business is owned by: A General Partnership.  
The name and residence address of the owner(s)/registrant(s) is(are):  
MEHMET VURAL  
815 4th Ave., #2  
San Mateo, CA 94401  
FATIH VURAL  
815 4th Ave., #2  
San Mateo, CA 94401  
Registrant/Owner has not yet begun to transact business under the fictitious business name(s) listed herein. This statement was filed with the County Clerk-Recorder of Santa Clara County on November 19, 2010. (Voice Dec. 3, 10, 17, 24, 2010)

AY CARAMBA IT'S LA BAMBA TAQUERIA  
FICTITIOUS BUSINESS NAME  
STATEMENT  
File No.: 545248  
The following person (persons) is (are) doing business as:  
Ay Caramba It's La Bamba Taqueria at 580 K North Rengstorff Ave., Mountain View, CA 94043, Santa Clara County.  
This business is owned by: A Limited Liability Company.  
The name and residence address of the owner(s)/registrant(s) is(are):  
TAQUERIA LA BAMBA LLC  
2058 Old Middlefield Way  
Mountain View, CA 94043  
Registrant/Owner has not yet begun to transact business under the fictitious business name(s) listed herein. This statement was filed with the County Clerk-Recorder of Santa Clara County on November 30, 2010. (Voice Dec. 3, 10, 17, 24, 2010)

COMPUTER MARVELS  
FICTITIOUS BUSINESS NAME  
STATEMENT  
File No.: 545425  
The following person (persons) is (are) doing business as:  
Computer Marvels at 509 Central Ave. Apt. Q, Mountain View, CA 94043, Santa Clara County.  
This business is owned by: An Individual.  
The name and residence address of the owner(s)/registrant(s) is(are):  
ANDRE ABELLA  
509 Central Ave. Apt. Q  
Mountain View, CA 94043  
Registrant/Owner has not yet begun to transact business under the fictitious business name(s) listed herein. This statement was filed with the County Clerk-Recorder of Santa Clara County on December 7, 2010.

(Voice Dec. 17, 24, 31, 2010, Jan 7, 2011)

PATRAC  
FICTITIOUS BUSINESS NAME  
STATEMENT  
File No.: 545384  
The following person (persons) is (are) doing business as:  
Patrac at 144 Pacchetti Way, Mountain View, CA 94040, Santa Clara County.  
This business is owned by: An Individual.  
The name and residence address of the owner(s)/registrant(s) is(are):  
MICHAEL S. BERNSTAM  
144 Pacchetti Way  
Mountain View, CA 94040  
Registrant/Owner began transacting business under the fictitious business name(s) listed herein on 12/01/2010. This statement was filed with the County Clerk-Recorder of Santa Clara County on December 6, 2010. (Voice Dec. 17, 24, 31, 2010, Jan. 7, 2011)

THE MILK PAIL MARKET  
FICTITIOUS BUSINESS NAME  
STATEMENT  
File No.: 545549  
The following person (persons) is (are) doing business as:  
The Milk Pail Market at 2585 California Street, Mountain View, CA 94040, Santa Clara County.  
This business is owned by: A Corporation.  
The name and residence address of the owner(s)/registrant(s) is(are):  
OPENAIR FARMS, INC.  
2585 California St.  
Mountain View, CA 94040  
Registrant/Owner began transacting business under the fictitious business name(s) listed herein on 1/3/2005. This statement was filed with the County Clerk-Recorder of Santa Clara County on December 9, 2010. (Voice Dec. 17, 24, 31, 2010; Jan. 7, 2011)

## 997 All Other Legals

NOTICE OF PETITION TO ADMINISTER ESTATE OF:  
JOSEPHINE MORALES  
Case No.: 1-10-PR-167985  
To all heirs, beneficiaries, creditors, contingent creditors and persons who may otherwise be interested in the will or estate, or both, of JOSEPHINE MORALES.  
A Petition for Probate has been filed by: FRANK MORALES, JR. in the Superior Court of California, County of SANTA CLARA.  
The Petition for Probate requests that: FRANK MORALES, JR. be appointed as personal representative to administer the estate of the decedent.  
The petition requests the decedent's will and codicils, if any, be admitted to probate. The will and any codicils are available for examination in the file kept by the court.  
The petition requests authority to administer the estate under the Independent Administration of Estates Act. (This authority will allow the personal representative to take many actions without obtaining court approval. Before taking certain very important actions, however, the personal representative will be required to give notice to interested persons unless they have waived notice or consented to the proposed action.) The independent administration authority will be granted unless an interested person files an objection to the petition and shows good cause why the court should not grant the authority.  
A HEARING on the petition will be held on December 27, 2010 at 9:00 a.m. in Dept.: 3 of the Superior Court of California, County of Santa Clara, located at 191 N. First St., San Jose, CA, 95113.  
If you object to the granting of the petition, you should appear at the

hearing and state your objections or file written objections with the court before the hearing. Your appearance may be in person or by your attorney. If you are a creditor or a contingent creditor of the decedent, you must file your claim with the court and mail a copy to the personal representative appointed by the court within four months from the date of first issuance of letters as provided in Probate Code section 9100. The time for filing claims will not expire before four months from the hearing date noticed above.  
You may examine the file kept by the court. If you are a person interested in the estate, you may file with the court a Request for Special Notice (form DE-154) of the filing of an inventory and appraisal of estate assets or of any petition or account as provided in Probate Code section 1250. A Request for Special Notice form is available from the court clerk.  
Attorney for Petitioner:  
/s/ Nevo F. Capitina  
372 Castro Street  
Mountain View, CA 94041  
(650)967-6904  
(Voice Dec. 3, 10, 17, 2010)

NOTICE OF TRUSTEE'S SALE  
File No. 7314.20993 Title  
Order No. 4475177 MIN No.  
100039302005271674 APN 158-44-043 & 158-44-044 YOU ARE IN DEFAULT UNDER A DEED OF TRUST, DATED 05/06/05. UNLESS YOU TAKE ACTION TO PROTECT YOUR PROPERTY, IT MAY BE SOLD AT A PUBLIC SALE. IF YOU NEED AN EXPLANATION OF THE NATURE OF THE PROCEEDING AGAINST YOU, YOU SHOULD CONTACT A LAWYER.  
A public auction sale to the highest bidder for cash, cashier's check drawn on a state or national bank, check drawn by state or federal credit union, or a check drawn by a state or federal savings and loan association, or savings association, or savings bank specified in §5102 to the Financial code and authorized to do business in this state, will be held by duly appointed trustee. The sale will be made, but without covenant or warranty, expressed or implied, regarding title, possession, or encumbrances, to satisfy the obligation secured by said Deed of Trust. The undersigned Trustee disclaims any liability for any incorrectness of the property address or other common designation, if any, shown herein.  
Trustor(s): Gerardo R. Vizmanos and Gertrude Vizmanos, husband and wife  
Recorded: 05/13/05, as Instrument No. 18369852, of Official Records of Santa Clara County, California.  
Date of Sale: 01/06/11 at 10:00 AM  
Place of Sale: At the Market Street entrance to the Superior Courthouse, 190 North Market Street., San Jose, CA The purported property address is: 207 and 209 Santa Rosa Ave & 784 and 788 Corto Street, Mountain View, CA 94043 Assessors Parcel No. 158-44-043 & 158-44-044 Legal Description: LOTS 32 AND 33, AS

DELINEATED UPON THAT CERTAIN MAP ENTITLED "W.P. ANGELO TRACT, A SUBDIVISION OF LOTS 36, 37, 38, 3, 4, 5, 6 AND 7 AND PART OF LOT 9 OF ESTRADA PARK, MOUNTAIN VIEW, CAL.", FILED FOR RECORD IN THE OFFICE OF THE RECORDER OF THE COUNTY OF SANTA CLARA, STATE OF CALIFORNIA, ON JULY 18TH, 1927 IN BOOK W OF MAPS, AT PAGE 10. The total amount of the unpaid balance of the obligation secured by the property to be sold and reasonable estimated costs, expenses and advances at the time of the initial publication of the Notice of Sale is \$892,066.14. If the sale is set aside for any reason, the purchaser at the sale shall be entitled only to a return of the deposit paid, plus interest. The purchaser shall have no further recourse against the beneficiary, the Trustor or the trustee. If required by the provisions of section 2923.5 of the California Civil Code, the declaration from the mortgagee, beneficiary or its authorized agent was recorded with the appropriate County Recorder's Office and reads substantially as follows: The mortgage loan servicer declares that (1) it has obtained a final or temporary order of exemption pursuant to California Civil Code § 2923.52 and (2) the timeframe for giving notice of sale specified in subdivision (a) of California Civil Code § 2923.52 does not apply pursuant to California Civil Code § 2923.52 or 2923.55. Date: December 10, 2010 NORTHWEST TRUSTEE SERVICES, INC., as Trustee Victoria Gutierrez, Authorized Signatory 505 N. Tustin Avenue, Suite 243, Santa Ana, CA 92705 Sale Info website: www.USA-Foreclosure.com Automated Sales Line: 714-277-4845 Reinstatement and Pay-Off Requests: (866) 387-NWTS THIS OFFICE IS ATTEMPTING TO COLLECT A DEBT AND ANY INFORMATION OBTAINED WILL BE USED FOR THAT PURPOSE FEI # 1002.178811 12/17, 12/24, 12/31/2010  
Voice

NOTICE OF APPLICATION FOR CHANGE IN OWNERSHIP OF ALCOHOLIC BEVERAGE LICENSE  
Date of Filing Application: DECEMBER 9, 2010  
To Whom it may concern:  
The Name(s) of the Applicant(s) is/ are: GREEN ORDER LLC.  
The applicants listed above are applying to the Department of Alcoholic Beverage Control to sell alcoholic beverages at:  
660 SAN ANTONIO RD  
MOUNTAIN VIEW, CA 94040-1304.  
Type of License(s) Applied for: 41 - ON-SALE BEER AND WINE - EATING PLACE.  
Department of Alcoholic Beverage Control CERRITOS, 12750 CENTERCOURT DR, STE 700, CERRITOS, CA 90703 (562) 402-0659.  
LA156865 MOUNTAIN VIEW VOICE 12/17/10

## Royce... and the art of Real Estate



271 Sierra Vista Ave # 2  
Mountain View  
Remodeled Townhome  
w/ a Yard  
2 bed / 2.5 bath  
1,147 sq ft  
\$545,000  
Open Saturday  
1:30 pm - 4:30 pm



221 N Rengstorff Ave. # 2  
Mountain View  
Remodeled Townhome  
w/ Vaulted Ceilings  
2 bed / 1.5 bath  
1,341 sq ft  
\$538,000  
Open Sunday  
1:30 pm - 4:30 pm



255 Easy St. #7  
Mountain View  
Top Floor  
Remodeled Condo  
3 bed / 2 bath  
1,268 sq ft  
\$495,000  
Shown by  
Appointment



97 Sherland Ave # A  
Mountain View  
Single Level Townhome  
End Unit  
2 bed / 1 bath  
\$425,000  
Open Saturday  
1:30 pm to 4:30 pm



2025 California St. #18  
Mountain View  
1st Floor Condo  
in the back of the Complex  
1bed / 1 bath  
640 sq ft  
\$179,000  
Shown by  
Appointment

## Royce Cablayan



The #1 Selling Agent in  
Mountain View since 1999  
&  
Top 1% Producing Agent  
Nationwide since 1995

Society of Excellence

[rcablayan@cbsnorcal.com](mailto:rcablayan@cbsnorcal.com)  
(650)917-4339



DRE# 01062078

LIFELONG  
MOUNTAIN VIEW RESIDENT  
& AREA SPECIALIST

  
**DIANE SCHMITZ** Realtor  
(650) 947-2955  
[www.DianeSchmitz.com](http://www.DianeSchmitz.com)  
[dianeschmitz@serenogroup.com](mailto:dianeschmitz@serenogroup.com)  
DRE # 01235034



**INCREASE  
 YOUR  
 EXPOSURE**



Get your name known in the community. Showcase your listings to thousands of potential buyers and sellers.

Call Rosemary at the  
 MountainView  
**VOICE**  
 650-964-6300

**WE MEASURE QUALITY  
 BY RESULTS**

*Is Quality Important to You?*



email: toyvonneandjeff@aol.com • www.yvonneandjeff.com

•**Yvonne Heyl**•

Direct (650) 947-4694

Cell (650) 302-4055

DRE# 01255661

•**Jeff Gonzalez**•

Direct (650) 947-4698

Cell (408) 888-7748

DRE# 00978793



496 First St. Suite 200 • Los Altos 94022



**ALAIN PINEL**  
 REALTORS

167 S. San Antonio Road  
 Los Altos, CA 94022



*My very best wishes to you  
 and your family from me and mine!*

**TORI ANN CORBETT**  
 www.ToriSellsRealEstate.com  
 (650) 996-0123 • Dre # 00927794

**CAMPI**  
 Properties, Inc.

▼ OPEN SATURDAY, 1:30-4:30



**LOS GATOS**

**14521 MULBERRY DR \$615,000**

Priced to sell! This charming 3BR/1.5BA, has hardwood flrs throughout. Updated eat-in kitchen w/granite counters. Huge private yard. Remodeled baths & New windows. Top Campbell schools.

▼ OPEN SUNDAY, 1:30-4:30



**LOS ALTOS HILLS**

**13914 MIR MIROU DR \$6,450,000**

Exceptional Estate includes a 1.12 Acre parcel w/ main home 6BR/5.5BA, pool, gazebo + a 1.25 Acre parcel w/ gst house, tennis court, total of 2.37 Acres adj. to the Preserve. P.A. Schools.

▼ BY APPOINTMENT ONLY



**LOS ALTOS HILLS**

**RARE OPPORTUNITY \$2,895,000**

Experience a rare opportunity for unforgettable family living. Situated on over an acre of exquisite landscaping, vineyard, fruit trees and vegetable gardens. 4BR/3.5BA + sep. gst house.

▼ BY APPOINTMENT ONLY



**LOS ALTOS**

**LOCATION LOCATION LOCATION \$2,899,000**

Beautifully remodeled spacious one level home on a cul-de-sac w/ 6BR/4BA. Library w/ custom cherry bookcase. Kitchen w/ top of the line appliances & granite countertops. Close to downtown Los Altos.

▼ BY APPOINTMENT ONLY



**LOS ALTOS HILLS**

**ONE OF A KIND \$3,495,000**

Designed by renowned architect Goodwin Steinberg. 3BR/2.5BA situated on 3 acres of park-like setting w/ pool, spa & sprawling lawns.

▼ BY APPOINTMENT ONLY



**LOS ALTOS HILLS**

**DESIRABLE NEIGHBORHOOD \$4,100,000**

Newly rebuilt custom 4BR/3.5BA home on 1 acre private park-like setting. Separate 700 sq.ft. gst hs., Tennis Court, sparkling pool w/ hot tub. 3 car garage.

▼ BY APPOINTMENT ONLY



**LOS ALTOS HILLS**

**GORGEOUS ESTATE \$5,600,000**

Gated European Estate. Private drive leads to incredible knoll-top setting. Gorgeous new 4BR/5.5BA, gourmet kitchen, spacious family rm, wet bar, library, theatre and separate game/entertainment room. Manicured gardens, fruit orchards, pool & spa.

▼ BY APPOINTMENT ONLY



**SAN JOSE**

**CLOSE TO SANTANA ROW \$549,000**

Lovely 3 BR / 2 BA home in a wonderful family neighborhood. Close to Pruneyard, Santana Row & Los Gatos Creek Trail.

**REAL ESTATE.  
REAL SERVICE.  
REAL RESULTS.**

*Over 1500 Homes SOLD  
in 25 Years!*

The only Diamond Certified® Realtor  
in Mountain View and Los Altos



**HOWARD BLOOM**

*Real Estate. Real Service. Real Results.*

650 947 4780

HBloom@InteroRealEstate.com

www.HowardBloom.com DRE# 00893793



**Are you staying current  
with the changing real estate  
market conditions?**



We offer the one online destination that lets you fully explore:

- Interactive maps
- Homes for sale
- Open house dates and times
- Virtual tours and photos
- Prior sales info
- Neighborhood guides
- Area real estate links
- and so much more.

Our comprehensive online guide to the Midpeninsula real estate market has all the resources a home buyer, agent or local resident could ever want and it's all in one easy-to-use, local site!

**Agents:**

You'll want to explore our unique online advertising opportunities. Contact your sales representative or Walter Kupiec, V.P. Sales & Marketing at 650-326-8210 x 6570 or wakupiec@paweekly.com today to find out more.

Explore area real estate through your favorite local website:

TheAlmanacOnline.com  
MountainViewOnline.com  
PaloAltoOnline.com

And click on "real estate" in the navigation bar.



No Matter What  
Your Individual Needs –  
I Can Help!



**Nancy Adele Stuhr**

**Mountain View  
Neighborhood Specialist**

Serving Mountain View and Surrounding Areas for 20 Years

650.575.8300

email: nancy@nancystuhr.com



California DRE 00963170



First-Time Buyers



Retirees



Repeat Clients



Moving Abroad



Investment Property



Recently Married